

COVID-19 Situation Update

13 May

Situation update: COVID-19

Preface:

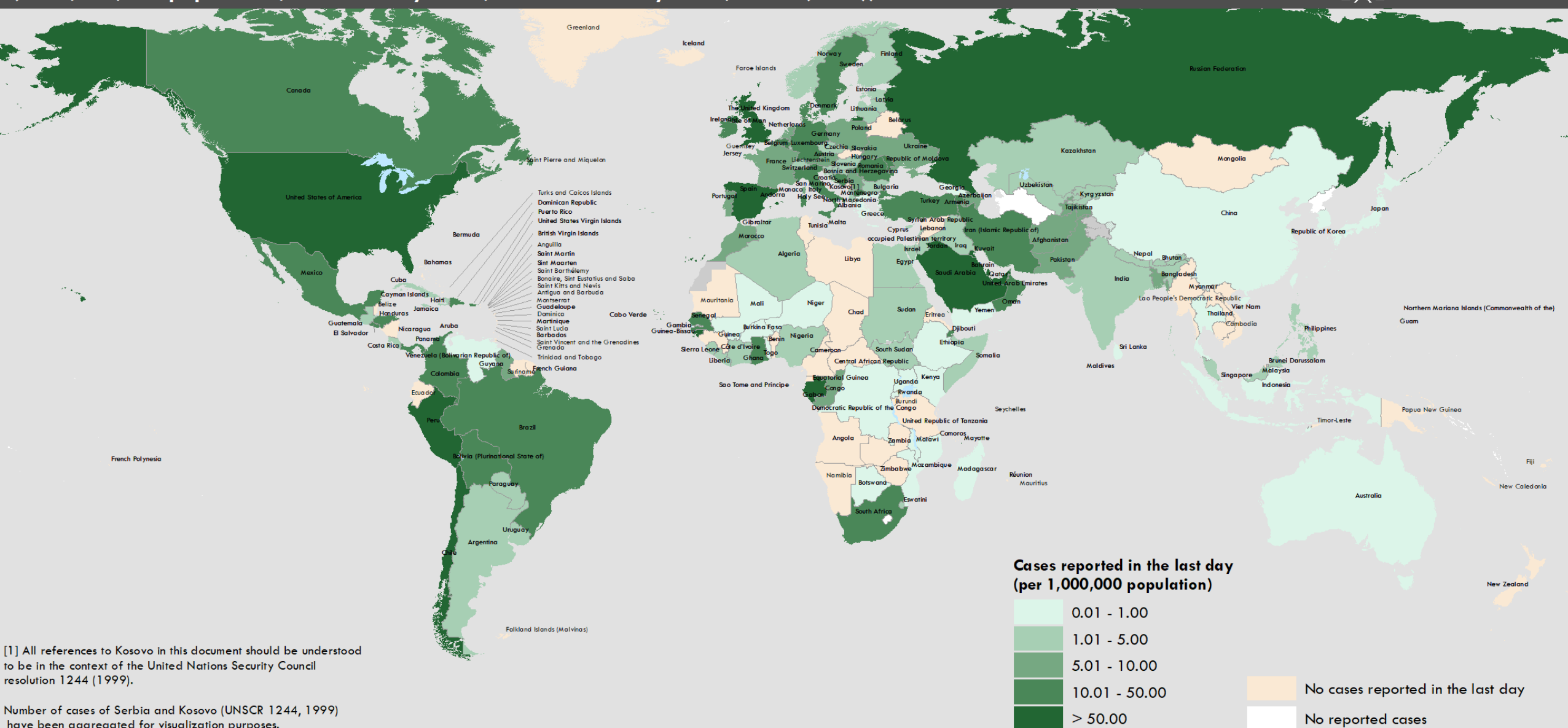
- The following slides are not final and are produced solely for the purposes of informing operations. As investigations are ongoing, all data are subject to verification and change. Not all analyses are updated daily, and additional analyses will be added/removed depending on operational needs at the time of production.
- All information in this slide deck should be treated as confidential and provisional, and should not be shared or used for any outward facing products.
- The number of confirmed cases reported by countries reflects national laboratory testing capacity and strategy, thus the interpretation of the number of cases reported should take this into account.
- Additional information can be found in the [WHO Coronavirus Disease \(COVID-19\) Situation Reports](#) and on the [WHO Coronavirus Disease \(COVID-19\) Dashboard](#).

Current Situation (As of 12 May, 18H Geneva Time)

- Updates from last 24 hours
 - 84,340 new confirmed cases from 133 countries/territories/areas
 - **The 10 countries reporting the highest number of cases in past 24 hours:** United States of America (26642), Russian Federation (10899), Brazil (6760), The United Kingdom (3877), India (3604), Spain (3046), Peru (2292), Saudi Arabia (1911), Pakistan (1733), Mexico (1562)
 - 4,278 new deaths from 80 countries/territories/areas
 - **The 10 countries reporting the highest number of deaths in past 24 hours:** United States of America (1736), Brazil (496), France (262), The United Kingdom (210), Italy (179), Canada (178), Spain (123), Germany (116), Mexico (112), Russian Federation (107)
- Globally, between 31 Dec 2019 - 12 May 2020
 - 4,098,018 cases from 214 countries/territories/areas and 1 international conveyance
 - **The 10 countries with the highest number of cumulative cases:** United States of America (1298287), Russian Federation (232243), Spain (227436), The United Kingdom (223064), Italy (219814), Germany (170508), Brazil (162699), Turkey (139771), France (137491), Iran (Islamic Republic of) (110767)
 - 283,271 deaths from 179 countries/territories/areas and 1 international conveyance
 - **Countries/territories/areas with no new cases for >14 days:** Saint Barthelemy (42 days), New Caledonia (39 days), Anguilla (38 days), Suriname (38 days), Greenland (36 days), Namibia (36 days), Seychelles (35 days), Saint Pierre and Miquelon (34 days), Dominica (31 days), Cambodia (30 days), Lao People's Democratic Republic (29 days), Montserrat (28 days), Belize (27 days), Eritrea (23 days), Fiji (21 days), Saint Kitts and Nevis (21 days), Papua New Guinea (19 days), Faroe Islands (18 days), Timor-Leste (18 days), Falkland Islands (Malvinas) (16 days), Liechtenstein (16 days), Mauritius (15 days)

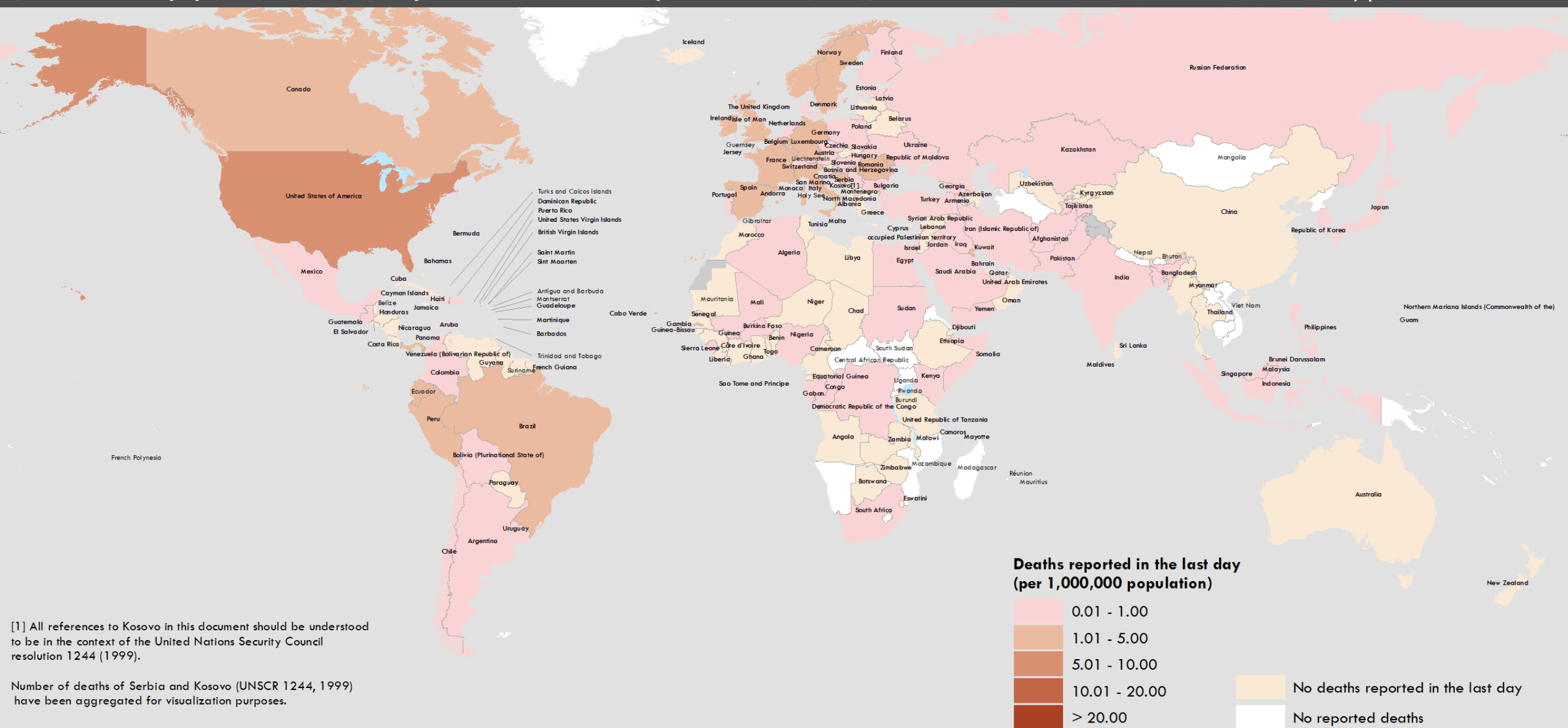
Countries, areas or territories with COVID-19 cases reported in the last day

(Per 1,000,000 population, from 11 May 2020, 10:00 to 12 May 2020, 10:00 (CEST))



Countries, areas or territories with COVID-19 deaths reported in the last day

(Per 1,000,000 population, from 11 May 2020, 10:00 to 12 May 2020, 10:00 (CEST))



[1] All references to Kosovo in this document should be understood to be in the context of the United Nations Security Council resolution 1244 (1999).

Number of deaths of Serbia and Kosovo (UNSCR 1244, 1999) have been aggregated for visualization purposes.

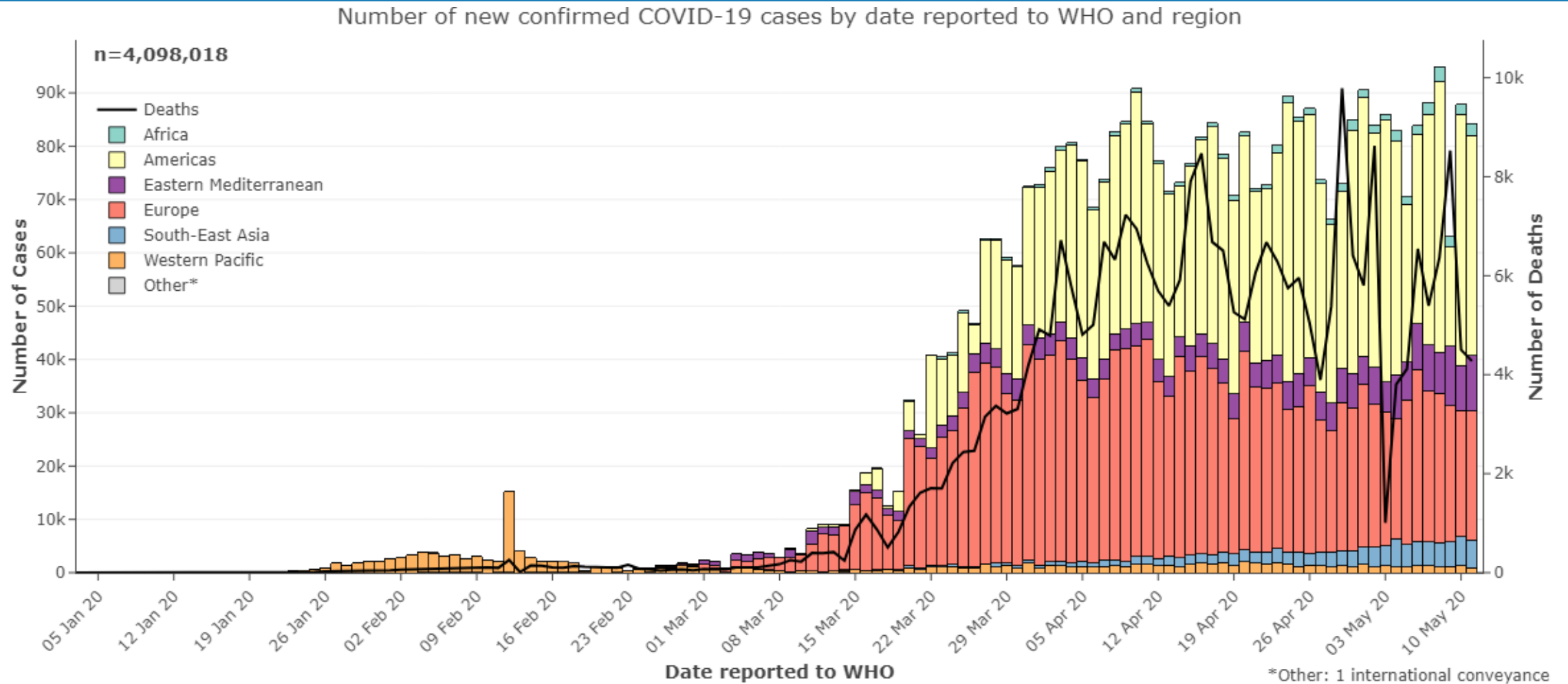
Data Source: World Health Organization

United Nations Population Division (Population prospect 2020)

Map Production: WHO Health Emergencies Programme

Not applicable

Global epidemic curve by region (cases reported to WHO as of 12 May 18H)



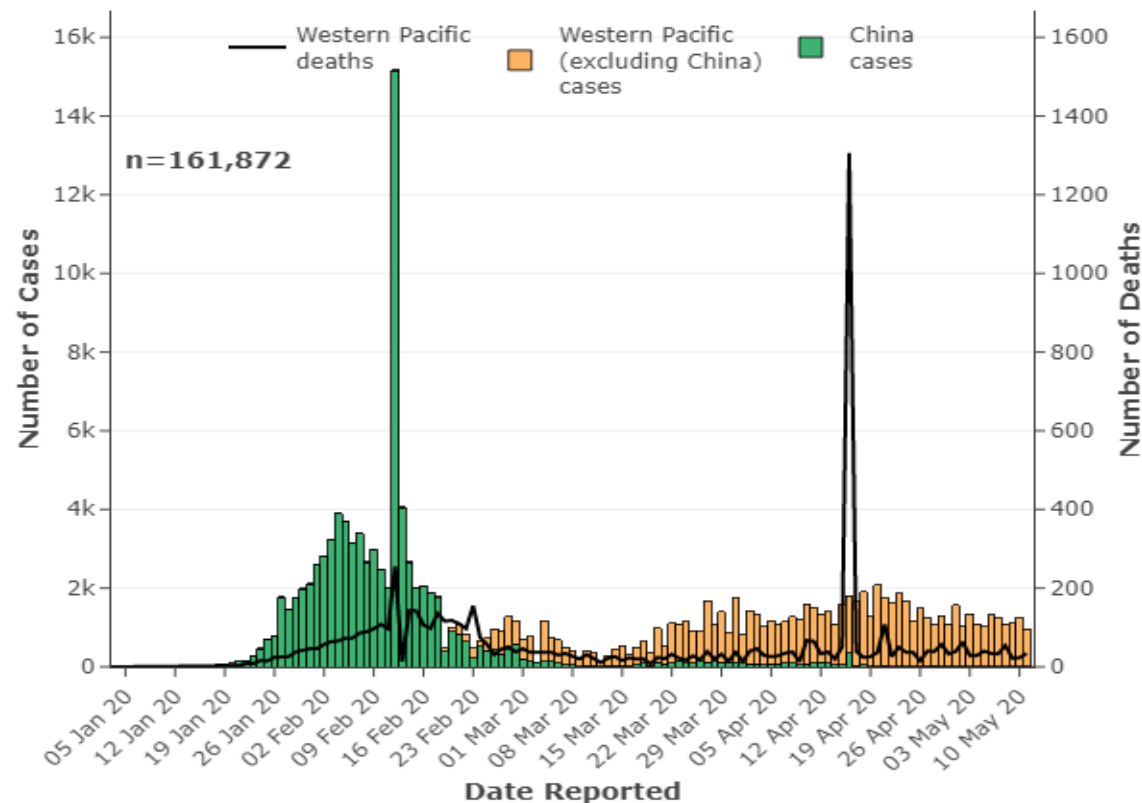
World Health
Organization

HEALTH
EMERGENCIES

programme

Key Updates from WPRO as of 18H 12 May

- **Total 161,872 cases and 6,527 deaths reported to date from 19 countries/territories/areas in WPRO**
- **During past 24 hours:**
 - **962 new cases from 8 countries/territories/areas:**
Singapore (486), Philippines (292), Japan (76), Malaysia (70), Republic of Korea (27), Australia (7), Northern Mariana Islands (Commonwealth of the) (3), China (1)
 - **34 new deaths from 6 countries/territories/areas:**
Japan (22), Philippines (7), Republic of Korea (2), China (1), Malaysia (1), Singapore (1)



Percent Change in Cumulative COVID-19 Cases and Deaths, as of 12 May 18H, compared to 1 week ago, WPRO

Country	Total cases 1 week ago	Total cases ▼	% change cases	Total deaths 1 week ago	Total deaths	% change deaths	Legend
China	84404	84451	0%	4643	4644	0%	100% or greater increase
Singapore	18778	23822	27%	18	21	17%	Between 50% to 99% increase
Japan	15231	15874	4%	521	643	23%	less than 50% increase
Philippines	9485	11086	17%	623	726	17%	
Republic of Korea	10804	10936	1%	254	258	2%	
Australia	6825	6948	2%	95	97	2%	
Malaysia	6353	6726	6%	105	109	4%	
New Zealand	1137	1147	1%	20	21	5%	
Viet Nam	271	288	6%	0	0	-	
Guam	145	147	1%	5	5	0%	
Brunei Darussalam	138	141	2%	1	1	0%	
Cambodia	122	122	0%	0	0	-	
French Polynesia	58	60	3%	0	0	-	
Mongolia	41	42	2%	0	0	-	

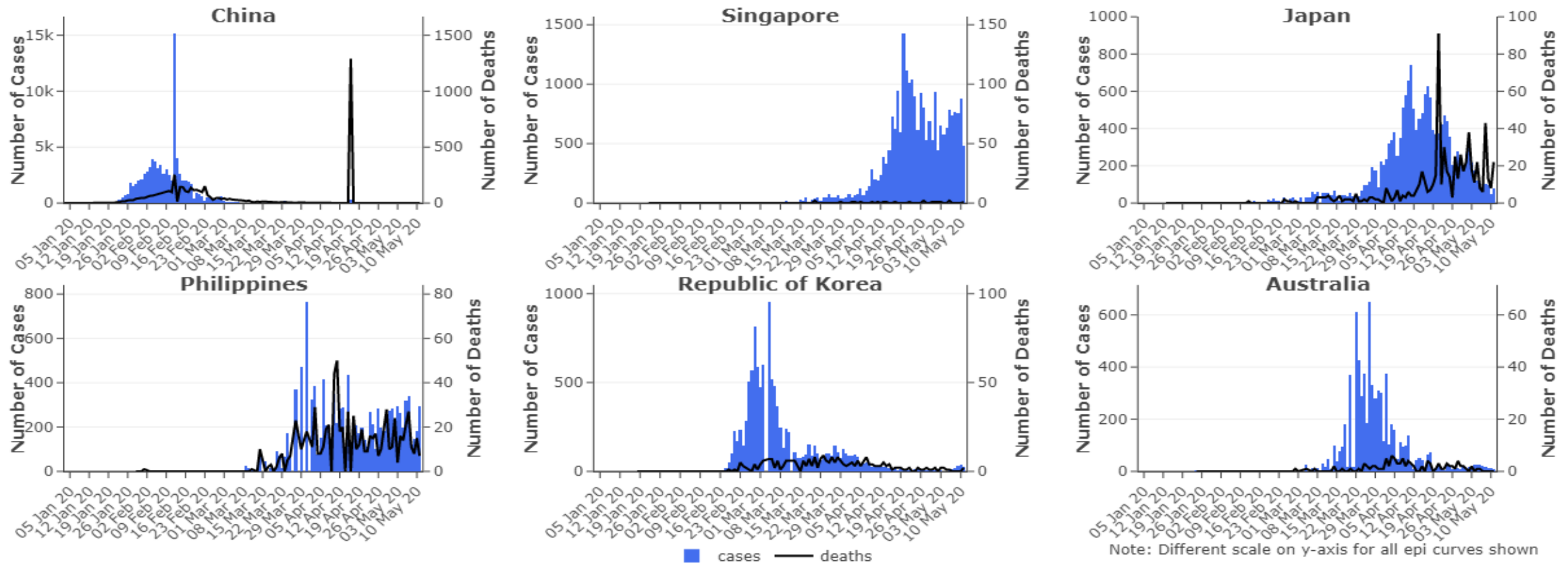
Countries are ordered by their total number of cases

Percent Change in Cumulative COVID-19 Cases and Deaths, as of 12 May 18H, compared to 1 week ago, WPRO

Country	Total cases 1 week ago	Total cases ▼	% change cases	Total deaths 1 week ago	Total deaths	% change deaths	Legend
Lao People's Democratic Republic	19	19	0%	0	0	-	100% or greater increase
Northern Mariana Islands (Commonwealth of the)	14	19	36%	2	2	0%	Between 50% to 99% increase
Fiji	18	18	0%	0	0	-	less than 50% increase
New Caledonia	18	18	0%	0	0	-	
Papua New Guinea	8	8	0%	0	0	-	
International conveyance (Diamond Princess)	712	712	0%	13	13	0%	

Countries are ordered by their total number of cases

Cases reported per day for WPRO countries with >500 cases as of 12 May 18H

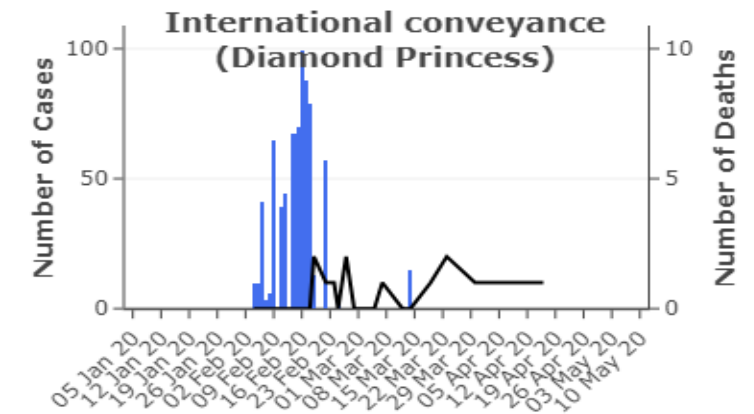
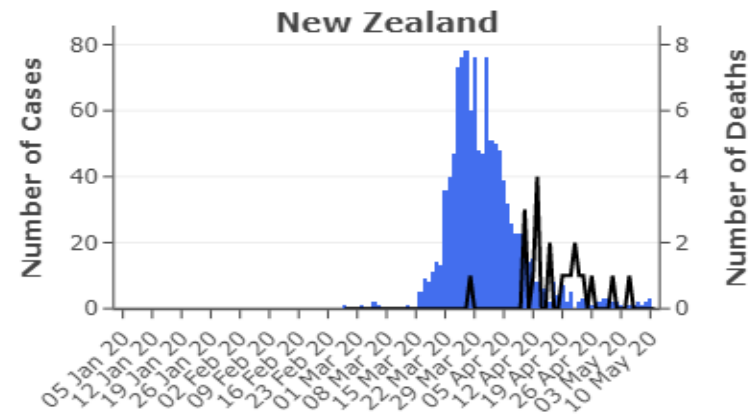
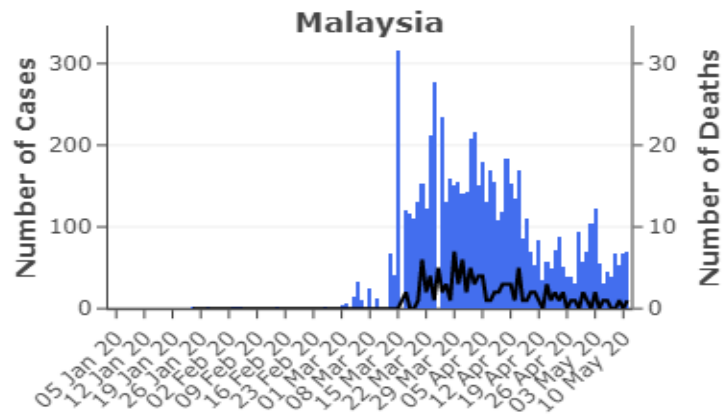


World Health
Organization

HEALTH
EMERGENCIES

programme

Cases reported per day for WPRO countries with >500 cases as of 12 May 18H

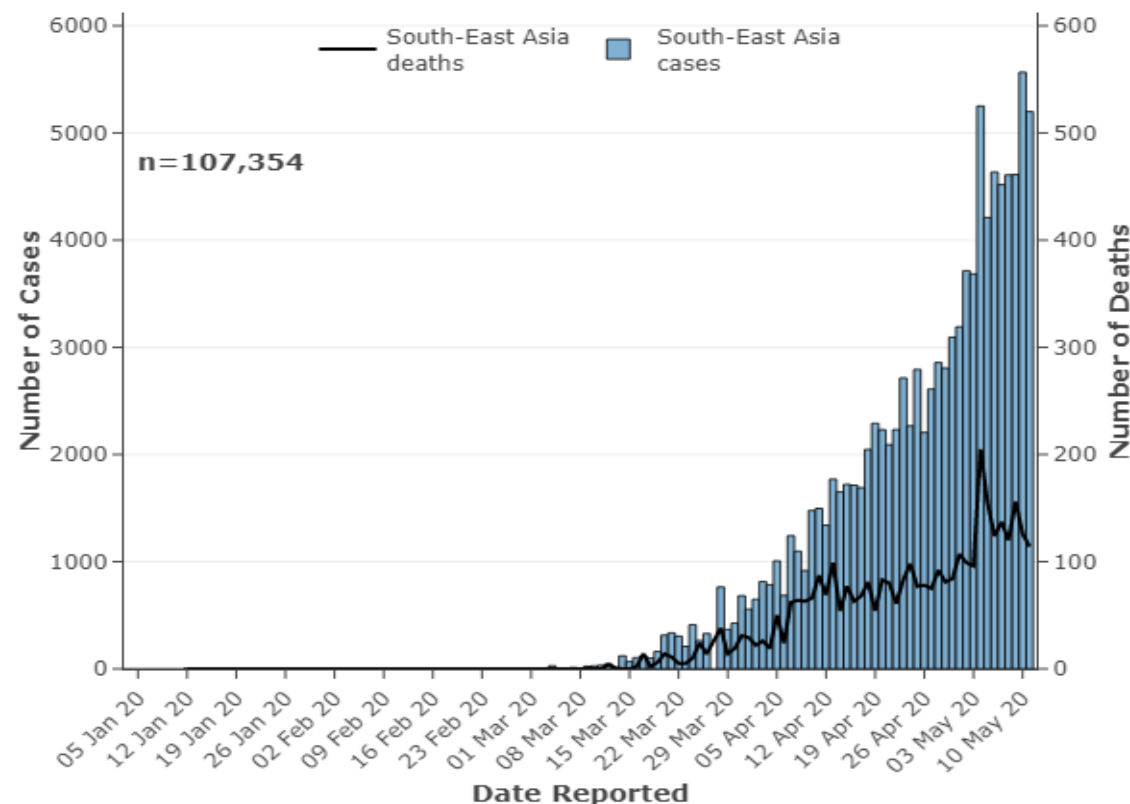


Note: Different scale on y-axis for all epi curves shown

■ cases
— deaths

Key Updates from SEARO as of 18H 12 May

- **Total 107,354 cases and 3,624 deaths reported to date from 10 countries/territories/areas in SEARO**
- **During past 24 hours:**
 - **5,199 new cases from 8 countries/territories/areas:**
India (3604), Bangladesh (969), Indonesia (484), Nepal (70), Maldives (62), Sri Lanka (6), Bhutan (2), Thailand (2)
 - **114 new deaths from 3 countries/territories/areas:**
India (87), Indonesia (16), Bangladesh (11)

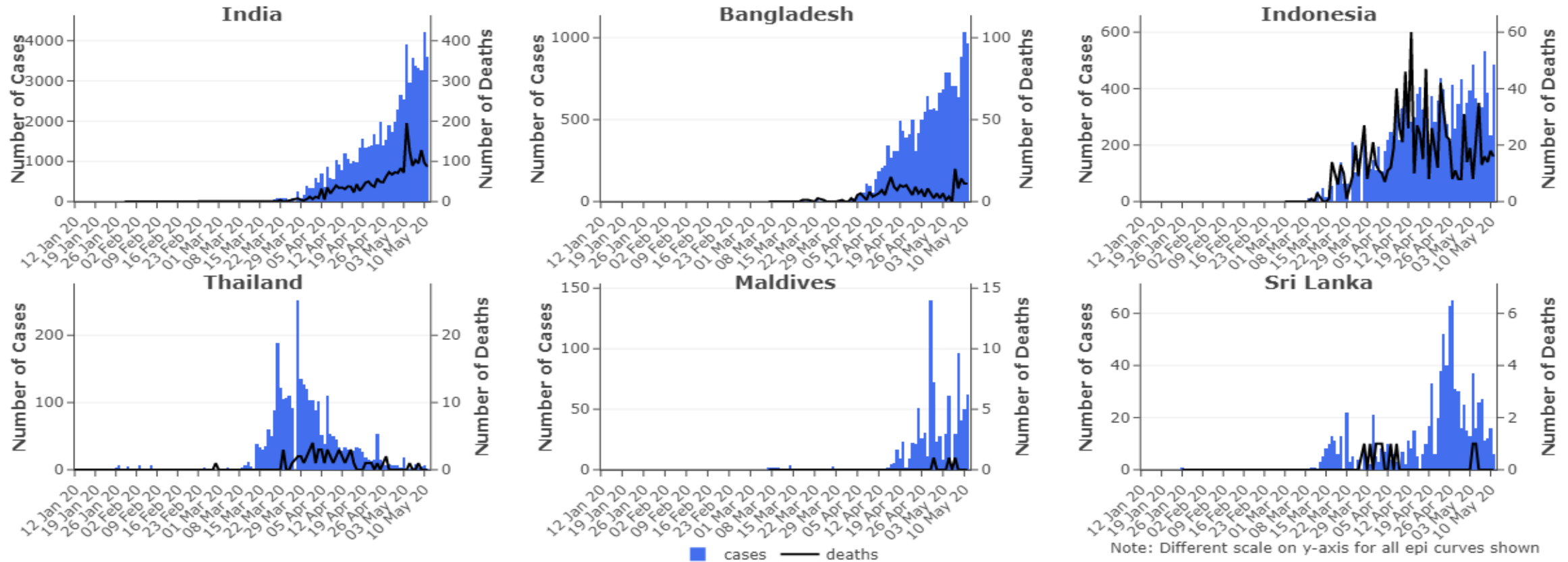


Percent Change in Cumulative COVID-19 Cases and Deaths, as of 12 May 18H, compared to 1 week ago, SEARO

Country	Total cases 1 week ago	Total cases ▼	% change cases	Total deaths 1 week ago	Total deaths	% change deaths	Legend
India	46433	70756	52%	1568	2293	46%	100% or greater increase
Bangladesh	10929	16660	52%	183	250	37%	Between 50% to 99% increase
Indonesia	12071	14749	22%	872	1007	15%	less than 50% increase
Thailand	2988	3017	1%	54	56	4%	
Maldives	557	897	61%	1	3	200%	
Sri Lanka	755	869	15%	8	9	12%	
Nepal	82	191	133%	0	0	-	
Myanmar	161	180	12%	6	6	0%	
Timor-Leste	24	24	0%	0	0	-	
Bhutan	7	11	57%	0	0	-	
Democratic People's Republic of Korea	0	0	-	0	0	-	

Countries are ordered by their total number of cases

Cases reported per day for SEARO countries with >500 cases as of 12 May 18H



World Health
Organization

HEALTH
EMERGENCIES

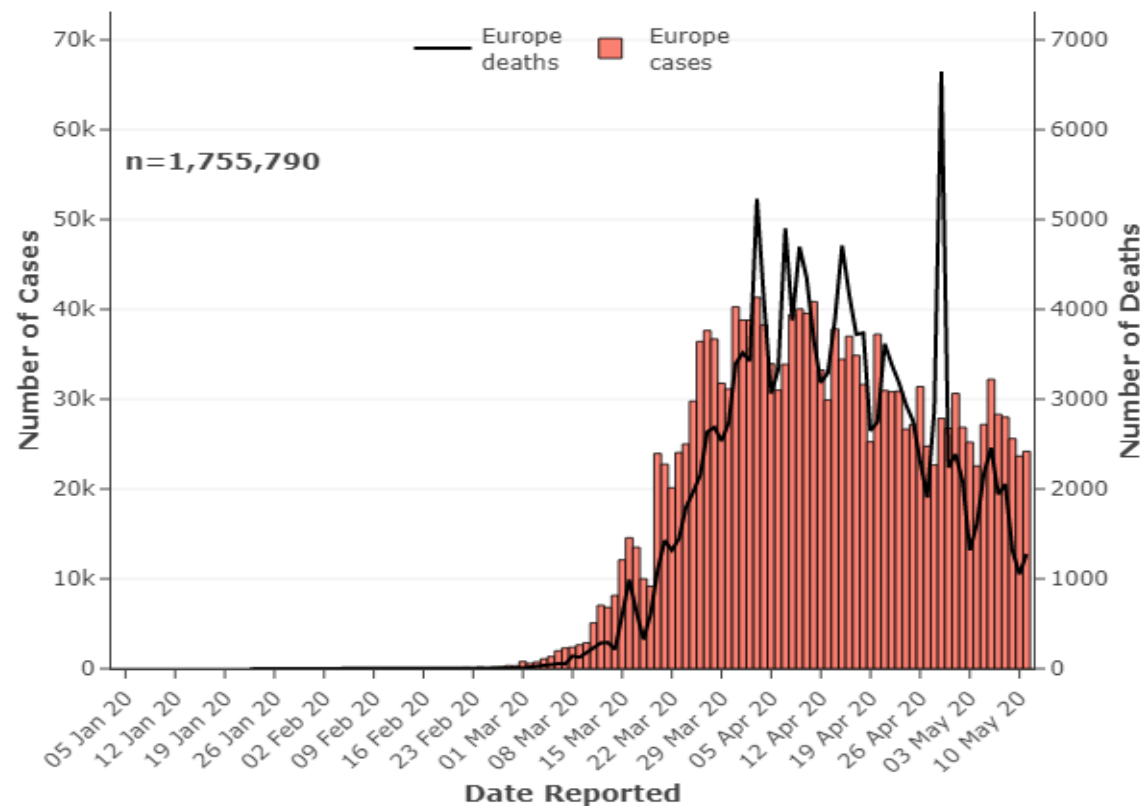
programme

Key Updates from EURO as of 18H 12 May

- **Total 1,755,790 cases and 157,880 deaths reported to date from 61 countries/territories/areas in EURO**
- **During past 24 hours:**
 - **24,184 new cases from 48 countries/territories/areas:** Russian Federation (10899), The United Kingdom (3877), Spain (3046), Turkey (1114), Germany (933), Italy (744), France (418), Ukraine (375), Belgium (368), Sweden (348), Poland (330), Romania (226), Netherlands (161), Armenia (146), Ireland (139), Portugal (98), Uzbekistan (98), Austria (87), Denmark (84), Azerbaijan (70), Kazakhstan (69), Republic of Moldova (68), Serbia (62), Czechia (53), Tajikistan (49), Bosnia and Herzegovina (44), Switzerland (39), Israel (34), Hungary (29), Bulgaria (25), Finland (22), North Macedonia (22), Kyrgyzstan (21), Kosovo (All references to Kosovo in this document should be understood to be in the context of the United Nations Security Council resolution 1244 (1999)) (14), Greece (10), San Marino (10), Croatia (9), Latvia (7), Malta (7), Norway (7), Lithuania (6), Albania (4), Cyprus (3), Slovenia (3), Estonia (2), Luxembourg (2), Georgia (1), Jersey (1)
 - **1277 new deaths from 33 countries/territories/areas:** France (262), The United Kingdom (210), Italy (179), Spain (123), Germany (116), Russian Federation (107), Turkey (55), Belgium (51), Sweden (31), Romania (20), Ukraine (17), Netherlands (16), Poland (11), Bosnia and Herzegovina (9), Ireland (9), Portugal (9), Republic of Moldova (8), Norway (7), Switzerland (5), Denmark (4), Finland (4), Hungary (4), Israel (4), Serbia (3), Armenia (2), Austria (2), Bulgaria (2), Czechia (2), Croatia (1), Estonia (1), Georgia (1), Kazakhstan (1), Tajikistan (1)

Key Updates from EURO as of 18H 12 May

- **Total 1,755,790 cases and 157,880 deaths reported to date from 61 countries/territories/areas in EURO**
- **During past 24 hours:**
 - 24,184 new cases from 48 countries/territories/areas
 - 1277 new deaths from 33 countries/territories/areas



Percent Change in Cumulative COVID-19 Cases and Deaths, as of 12 May 18H, compared to 1 week ago, EURO

Country	Total cases 1 week ago	Total cases ▼	% change cases	Total deaths 1 week ago	Total deaths	% change deaths	Legend
Russian Federation	155370	232243	49%	1451	2116	46%	100% or greater increase
Spain	218011	227436	4%	25428	26744	5%	Between 50% to 99% increase
The United Kingdom	190588	223064	17%	28734	32065	12%	less than 50% increase
Italy	211938	219814	4%	29079	30739	6%	
Germany	163860	170508	4%	6831	7533	10%	
Turkey	127659	139771	9%	3461	3841	11%	
France	130242	137491	6%	25165	26600	6%	
Belgium	50267	53449	6%	7924	8707	10%	
Netherlands	40770	42788	5%	5082	5456	7%	
Switzerland	29898	30261	1%	1476	1542	4%	
Portugal	25524	27679	8%	1063	1144	8%	
Sweden	22721	26670	17%	2769	3256	18%	
Belarus	17489	23906	37%	103	135	31%	
Ireland	21722	23135	7%	1319	1467	11%	

Countries are ordered by their total number of cases

Percent Change in Cumulative COVID-19 Cases and Deaths, as of 12 May 18H, compared to 1 week ago, EURO

Country	Total cases 1 week ago	Total cases ▼	% change cases	Total deaths 1 week ago	Total deaths	% change deaths	Legend
Israel	16237	16526	2%	234	258	10%	100% or greater increase
Poland	14006	16326	17%	698	811	16%	Between 50% to 99% increase
Ukraine	12697	16023	26%	316	425	34%	less than 50% increase
Austria	15569	15874	2%	600	620	3%	
Romania	13512	15588	15%	803	972	21%	
Denmark	9670	10513	9%	493	533	8%	
Serbia	9557	10176	6%	197	218	11%	
Czechia	7819	8176	5%	252	282	12%	
Norway	7847	8106	3%	208	224	8%	
Finland	5327	5984	12%	240	271	13%	
Kazakhstan	4160	5207	25%	29	32	10%	
Republic of Moldova	4248	4995	18%	133	179	35%	
Luxembourg	3828	3888	2%	96	101	5%	
Armenia	2619	3538	35%	40	47	18%	

Countries are ordered by their total number of cases

Percent Change in Cumulative COVID-19 Cases and Deaths, as of 12 May 18H, compared to 1 week ago, EURO

Country	Total cases 1 week ago	Total cases ▼	% change cases	Total deaths 1 week ago	Total deaths	% change deaths	Legend
Hungary	3065	3313	8%	363	425	17%	100% or greater increase
Greece	2632	2726	4%	146	151	3%	Between 50% to 99% increase
Azerbaijan	1984	2589	30%	26	32	23%	less than 50% increase
Uzbekistan	2189	2509	15%	10	10	0%	
Croatia	2101	2196	5%	80	91	14%	
Bosnia and Herzegovina	1926	2142	11%	77	112	45%	
Bulgaria	1652	1990	20%	78	93	19%	
Iceland	1799	1801	0%	10	10	0%	
Estonia	1703	1741	2%	55	61	11%	
North Macedonia	1518	1664	10%	85	91	7%	
Lithuania	1419	1485	5%	46	50	9%	
Slovenia	1439	1460	1%	97	102	5%	
Slovakia	1413	1457	3%	25	26	4%	
Kyrgyzstan	843	1037	23%	10	12	20%	

Countries are ordered by their total number of cases

Percent Change in Cumulative COVID-19 Cases and Deaths, as of 12 May 18H, compared to 1 week ago, EURO

Country	Total cases 1 week ago	Total cases ▼	% change cases	Total deaths 1 week ago	Total deaths	% change deaths	Legend
Latvia	896	946	6%	16	18	12%	100% or greater increase
Cyprus	874	901	3%	20	22	10%	Between 50% to 99% increase
Kosovo*	855	884	3%	27	28	4%	less than 50% increase
Albania	820	872	6%	31	31	0%	
Andorra	751	756	1%	45	48	7%	
Tajikistan	230	661	187%	7	21	200%	
San Marino	582	647	11%	41	41	0%	
Georgia	604	639	6%	9	11	22%	
Malta	480	503	5%	4	5	25%	
Isle of Man	321	330	3%	23	23	0%	
Montenegro	323	325	1%	8	8	0%	
Jersey	292	294	1%	24	25	4%	
Guernsey	252	252	0%	13	13	0%	
Faroe Islands	187	187	0%	0	0	-	

Countries are ordered by their total number of cases

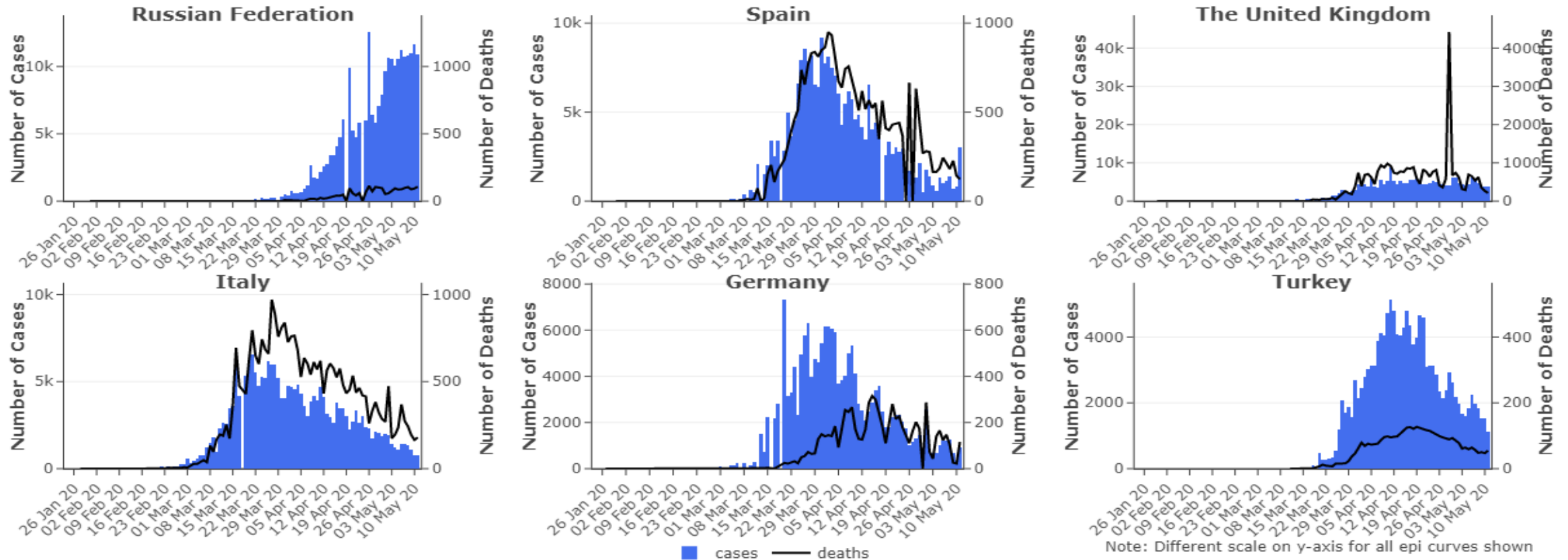
*(All references to Kosovo in this document should be understood to be in the context of the United Nations Security Council resolution 1244 (1999))

Percent Change in Cumulative COVID-19 Cases and Deaths, as of 12 May 18H, compared to 1 week ago, EURO

Country	Total cases 1 week ago	Total cases ▼	% change cases	Total deaths 1 week ago	Total deaths	% change deaths	Legend
Gibraltar	144	146	1%	0	0	-	100% or greater increase
Monaco	95	96	1%	1	1	0%	Between 50% to 99% increase
Liechtenstein	83	83	0%	1	1	0%	less than 50% increase
Holy See	11	12	9%	0	0	-	
Greenland	11	11	0%	0	0	-	

Countries are ordered by their total number of cases

Cases reported per day for EURO countries with >500 cases as of 12 May 18H

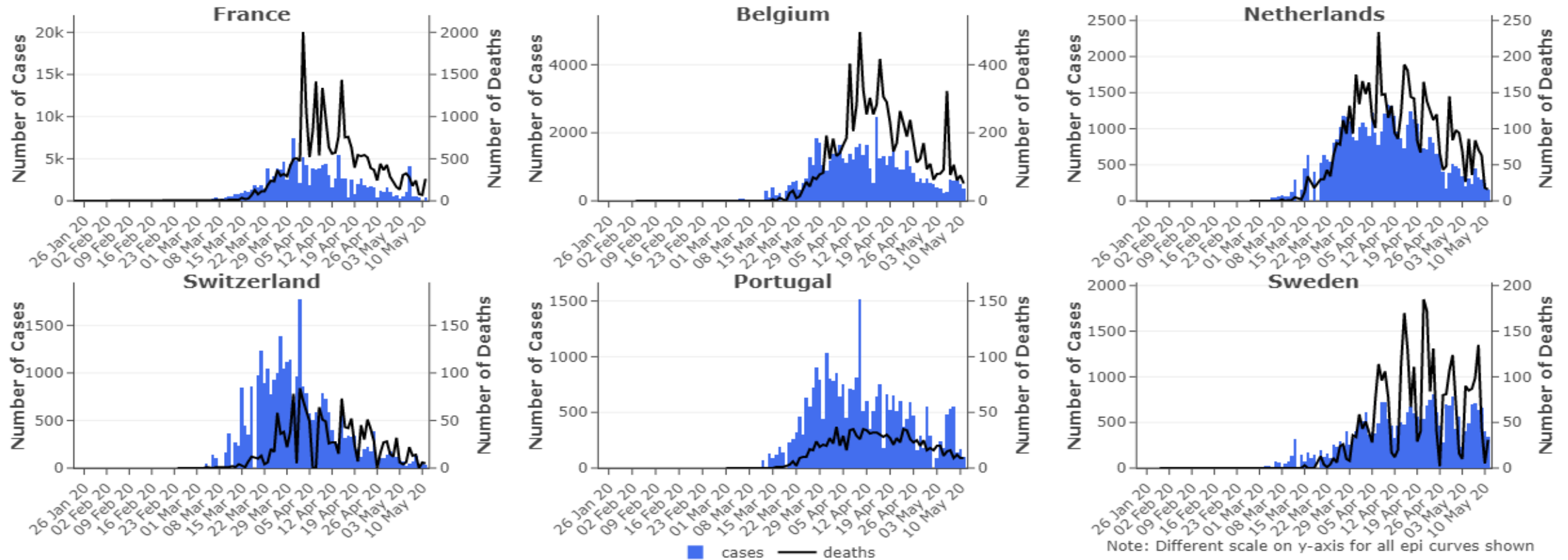


World Health
Organization

HEALTH
EMERGENCIES

programme

Cases reported per day for EURO countries with >500 cases as of 12 May 18H

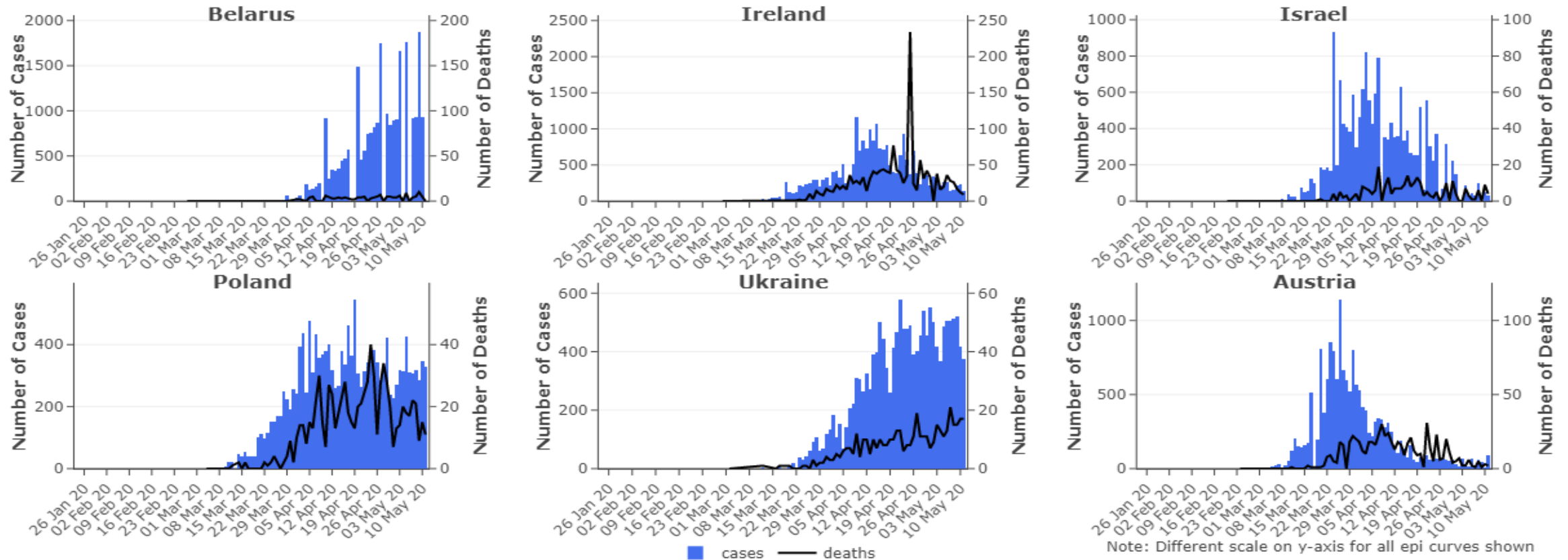


World Health
Organization

HEALTH
EMERGENCIES

programme

Cases reported per day for EURO countries with >500 cases as of 12 May 18H

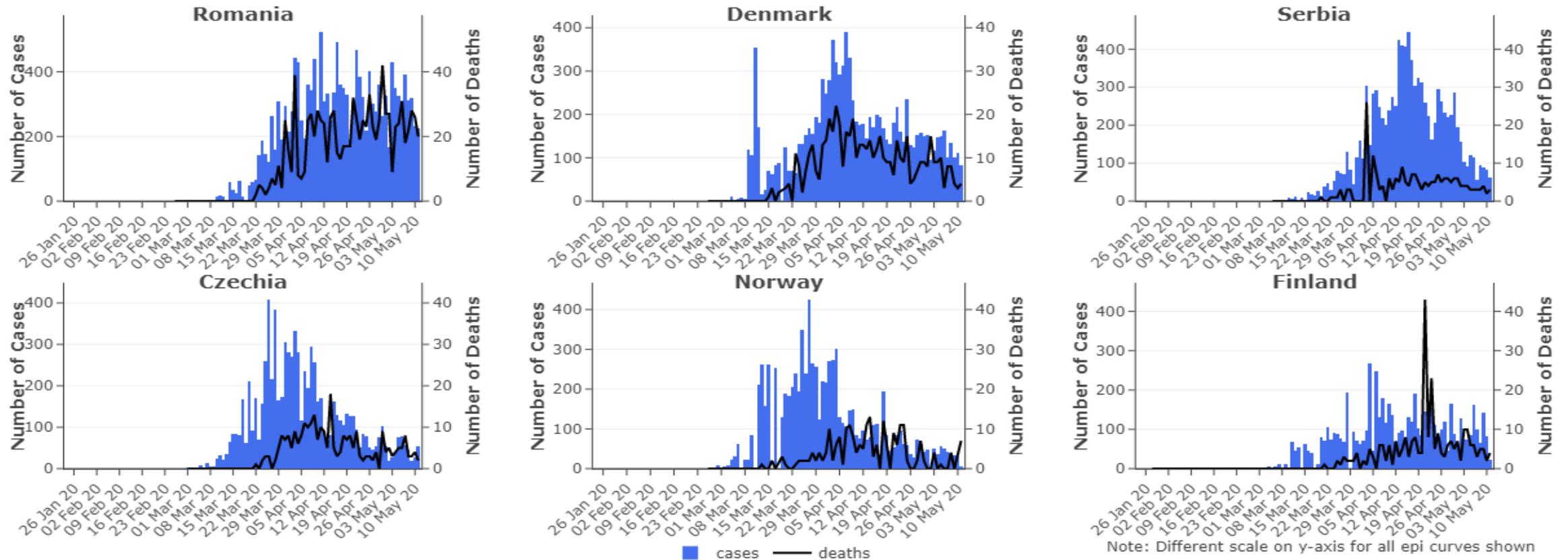


World Health
Organization

HEALTH
EMERGENCIES

programme

Cases reported per day for EURO countries with >500 cases as of 12 May 18H

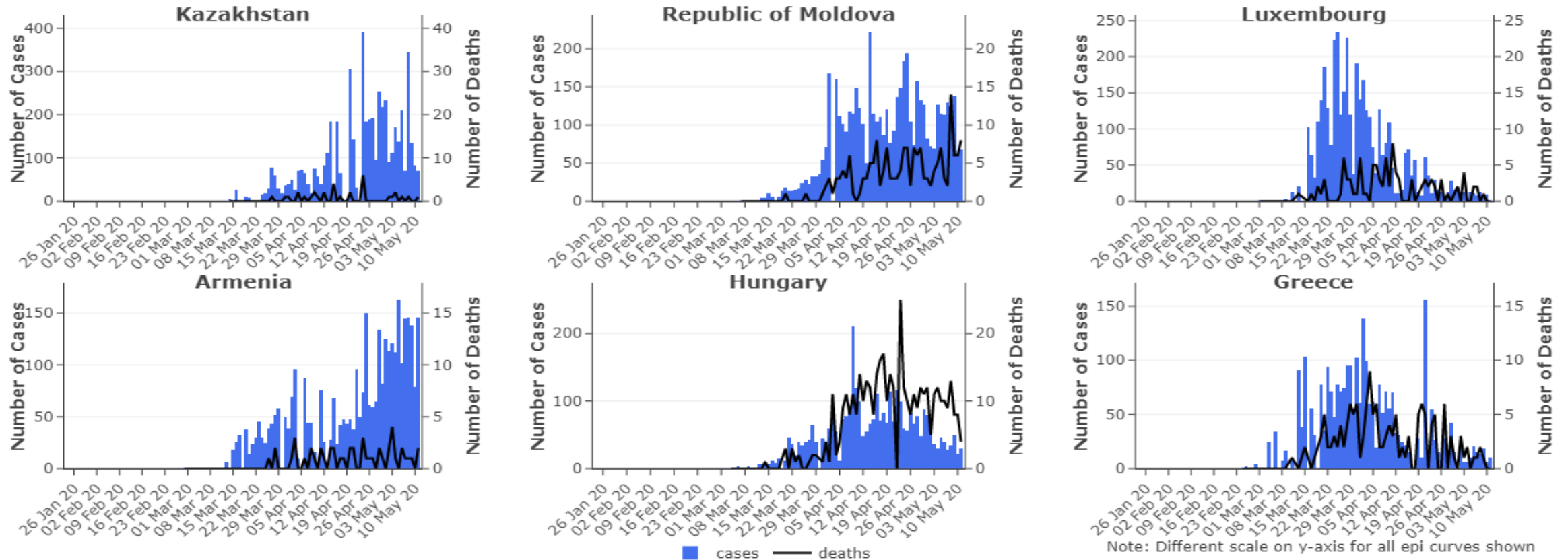


World Health
Organization

HEALTH
EMERGENCIES

programme

Cases reported per day for EURO countries with >500 cases as of 12 May 18H

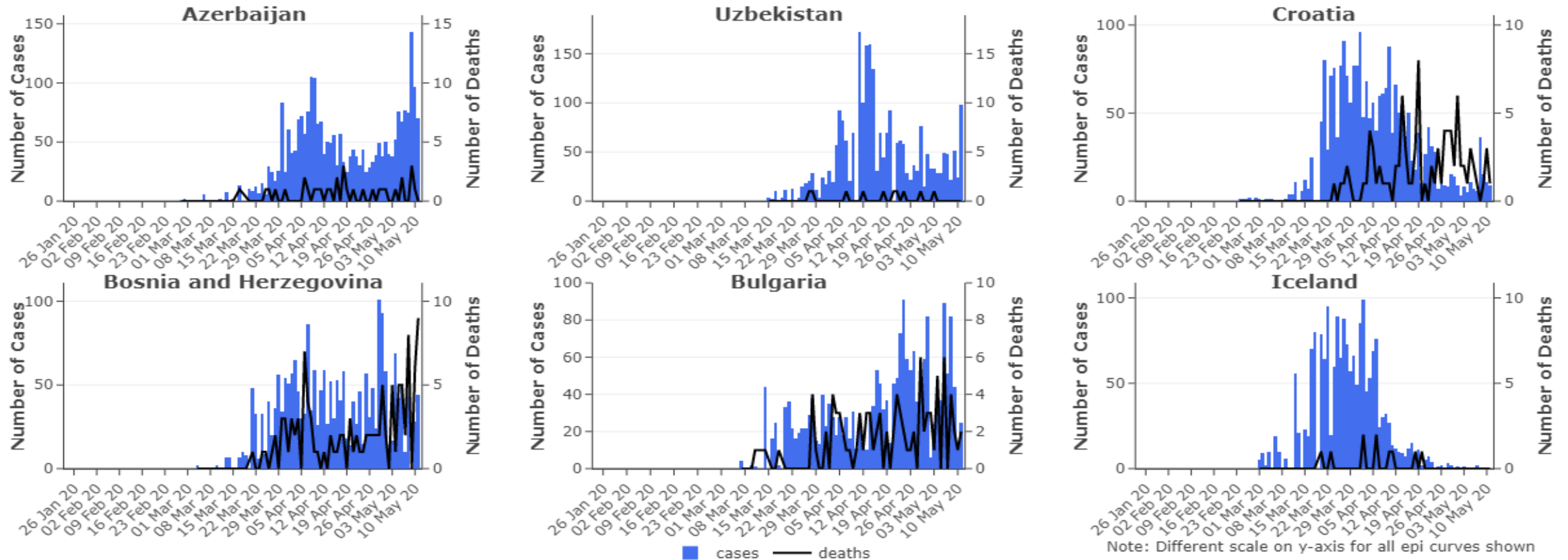


World Health
Organization

HEALTH
EMERGENCIES

programme

Cases reported per day for EURO countries with >500 cases as of 12 May 18H

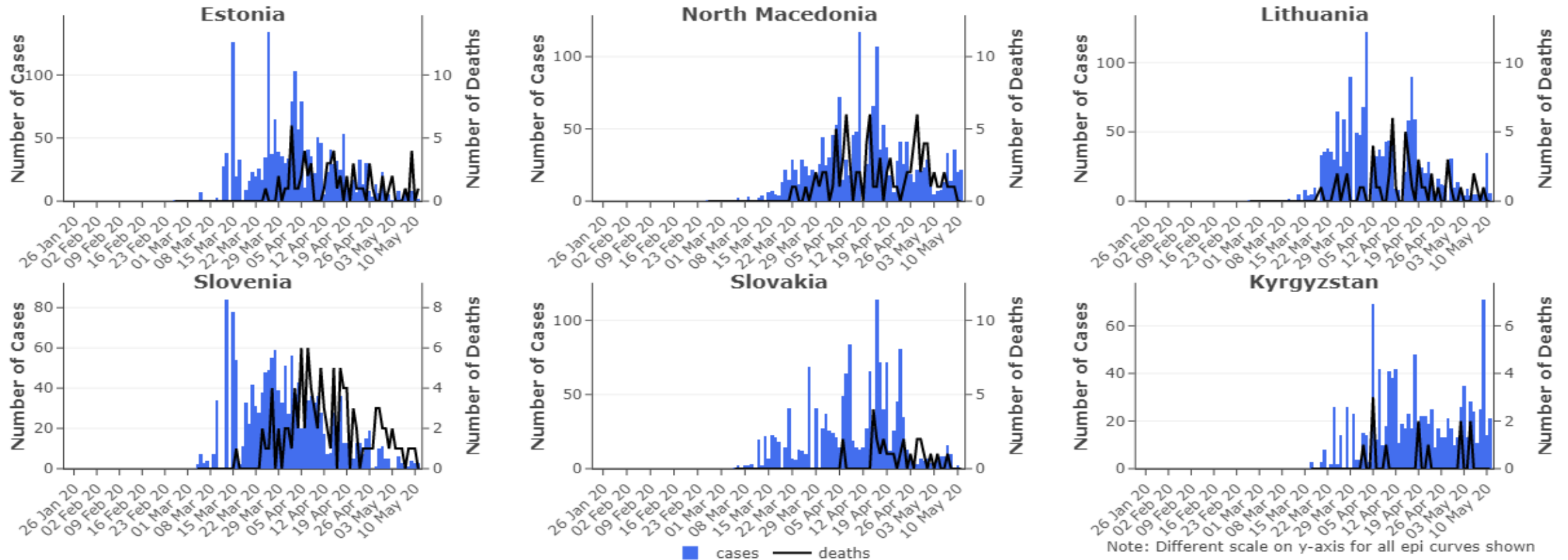


World Health
Organization

HEALTH
EMERGENCIES

programme

Cases reported per day for EURO countries with >500 cases as of 12 May 18H

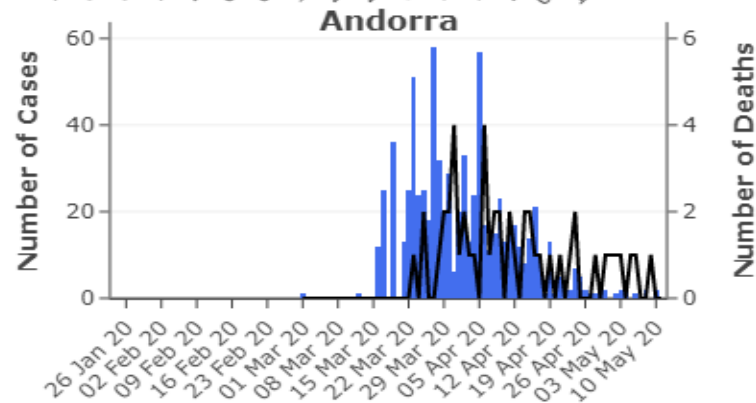
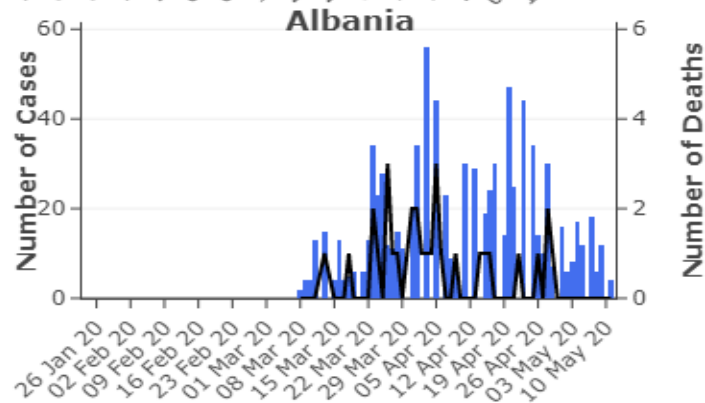
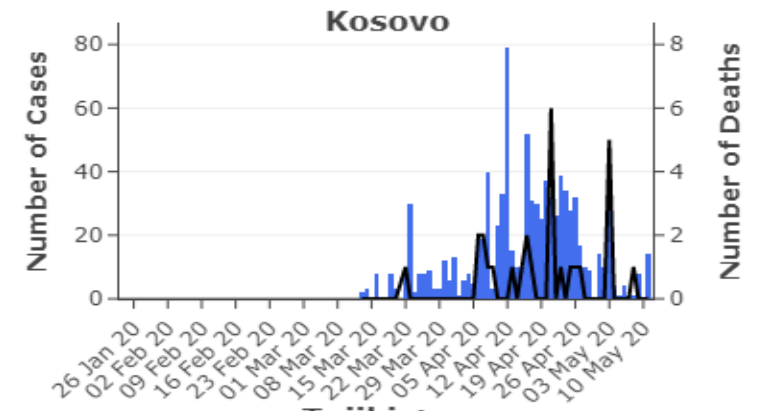
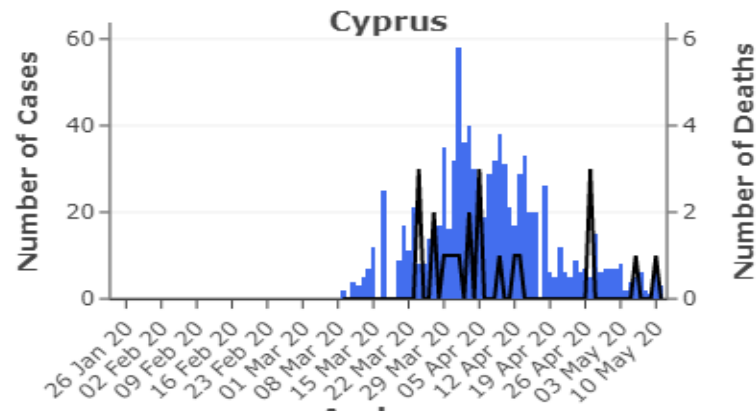
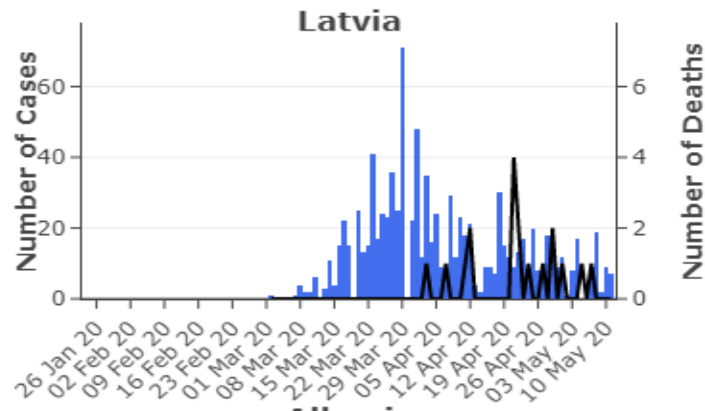


World Health
Organization

HEALTH
EMERGENCIES

programme

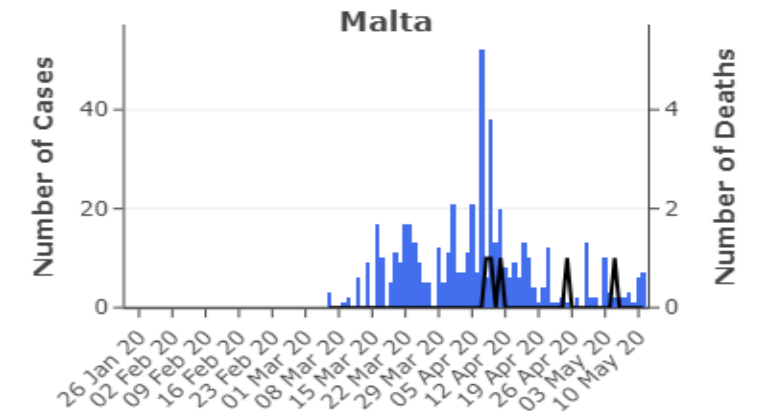
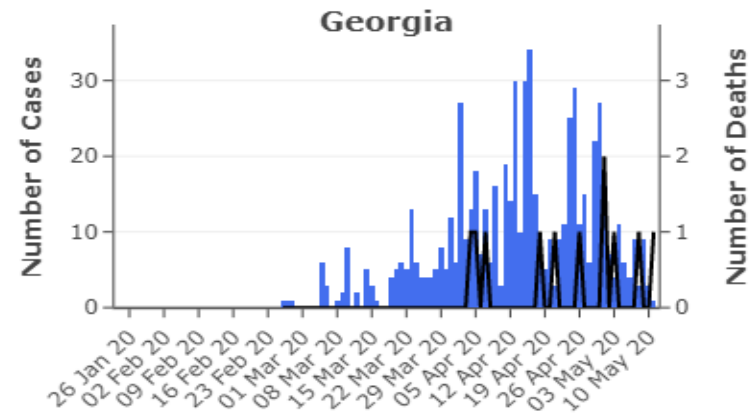
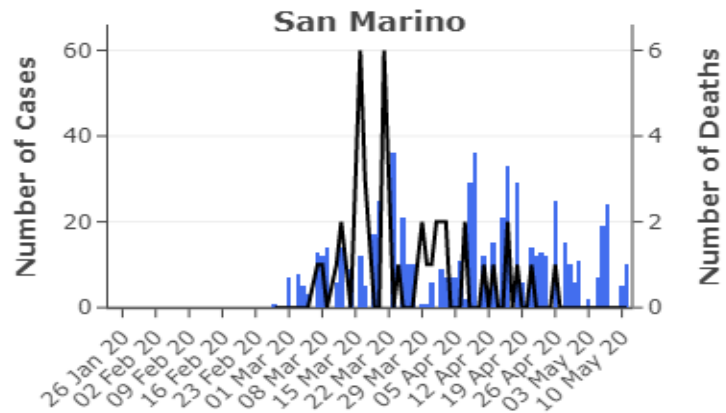
Cases reported per day for EURO countries with >500 cases as of 12 May 18H



■ cases — deaths

Note: Different scale on y-axis for all epi curves shown

Cases reported per day for EURO countries with >500 cases as of 12 May 18H

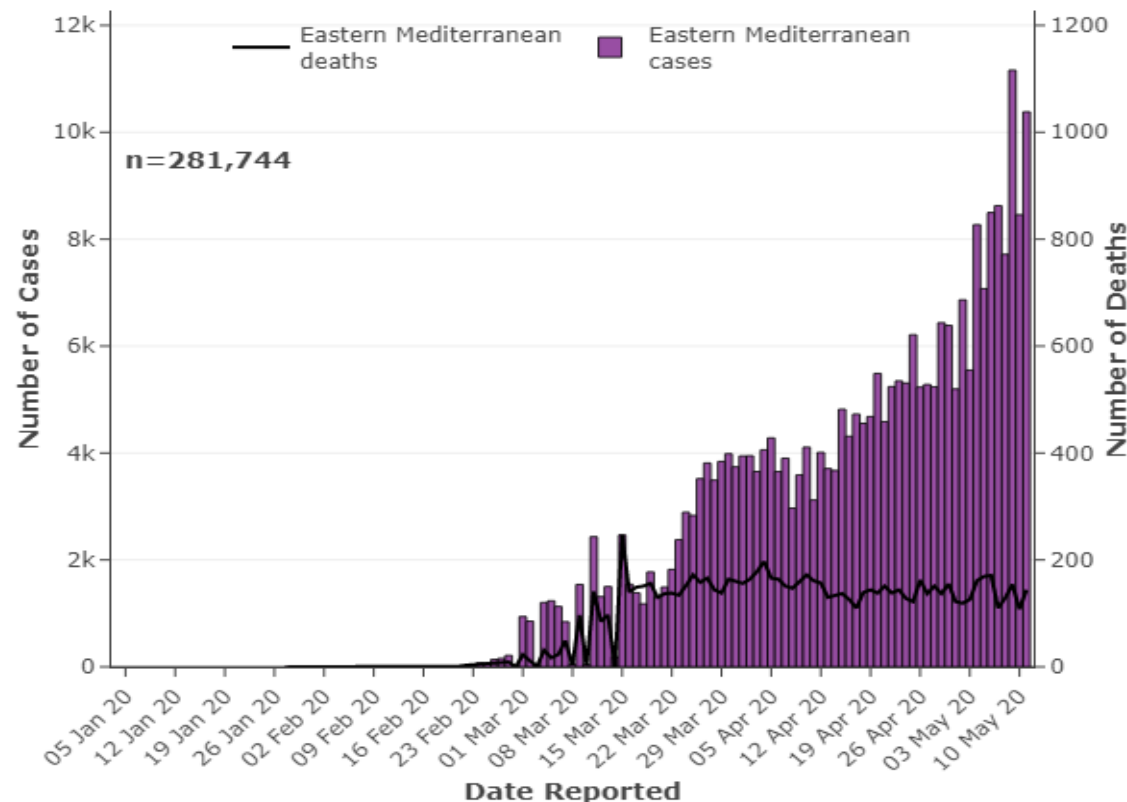


Note: Different scale on y-axis for all epi curves shown

■ cases
— deaths

Key Updates from EMRO as of 18H 12 May

- **Total 281,744 cases and 9,229 deaths reported to date from 22 countries/territories/areas in EMRO**
- **During past 24 hours:**
 - **10,383 new cases from 17 countries/territories/areas:** Saudi Arabia (1911), Pakistan (1733), Qatar (1526), Iran (Islamic Republic of) (1481), United Arab Emirates (1463), Kuwait (991), Afghanistan (303), Bahrain (252), Sudan (161), Morocco (154), Oman (147), Iraq (95), Somalia (81), Djibouti (46), Jordan (14), Yemen (14), Lebanon (11)
 - **144 new deaths from 10 countries/territories/areas:** Pakistan (57), Iran (Islamic Republic of) (48), Kuwait (10), Saudi Arabia (9), Afghanistan (6), United Arab Emirates (5), Sudan (4), Iraq (2), Yemen (2), Bahrain (1)



Percent Change in Cumulative COVID-19 Cases and Deaths, as of 12 May 18H, compared to 1 week ago, EMRO

Country	Total cases 1 week ago	Total cases ▼	% change cases	Total deaths 1 week ago	Total deaths	% change deaths	Legend
Iran (Islamic Republic of)	99970	110767	11%	6340	6733	6%	100% or greater increase
Saudi Arabia	30251	42925	42%	200	264	32%	Between 50% to 99% increase
Pakistan	21501	32674	52%	486	724	49%	less than 50% increase
Qatar	17142	25149	47%	12	14	17%	
United Arab Emirates	15192	19661	29%	146	203	39%	
Kuwait	5804	10277	77%	40	75	88%	
Egypt	7201	9746	35%	452	533	18%	
Morocco	5153	6380	24%	180	188	4%	
Bahrain	3679	5409	47%	8	9	12%	
Afghanistan	3224	4967	54%	95	127	34%	
Oman	2735	3721	36%	12	17	42%	
Iraq	2346	2913	24%	98	112	14%	
Sudan	778	1526	96%	45	74	64%	
Djibouti	1120	1256	12%	2	3	50%	

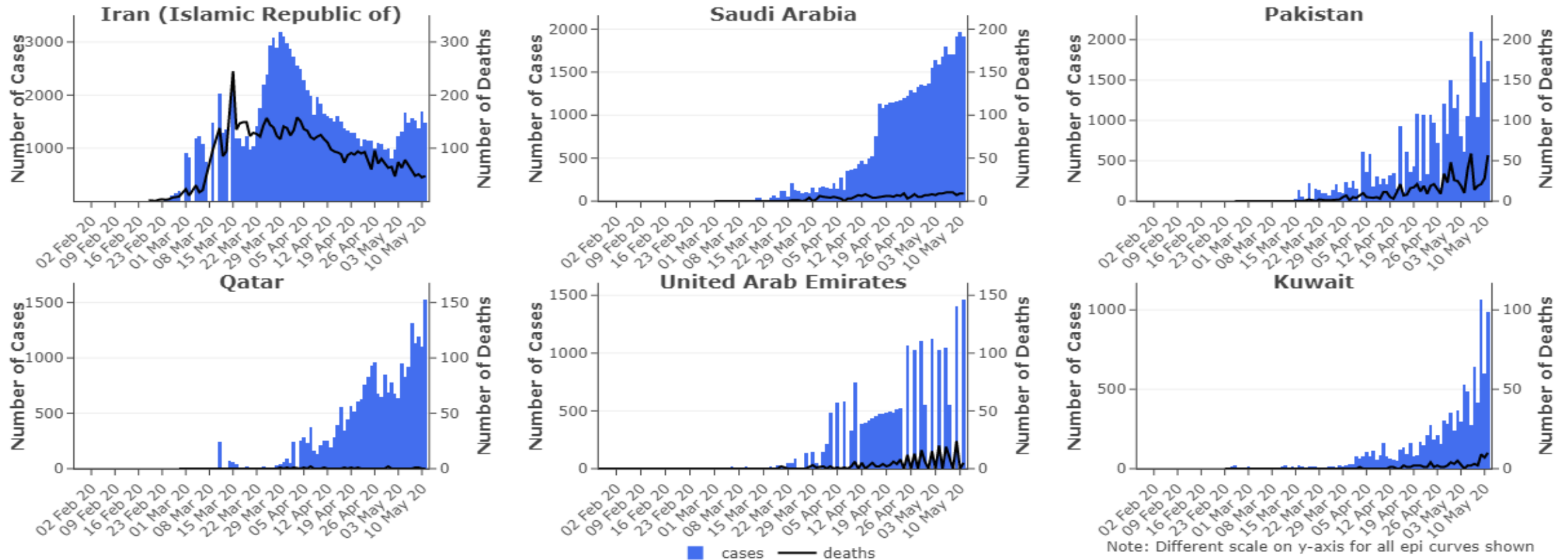
Countries are ordered by their total number of cases

Percent Change in Cumulative COVID-19 Cases and Deaths, as of 12 May 18H, compared to 1 week ago, EMRO

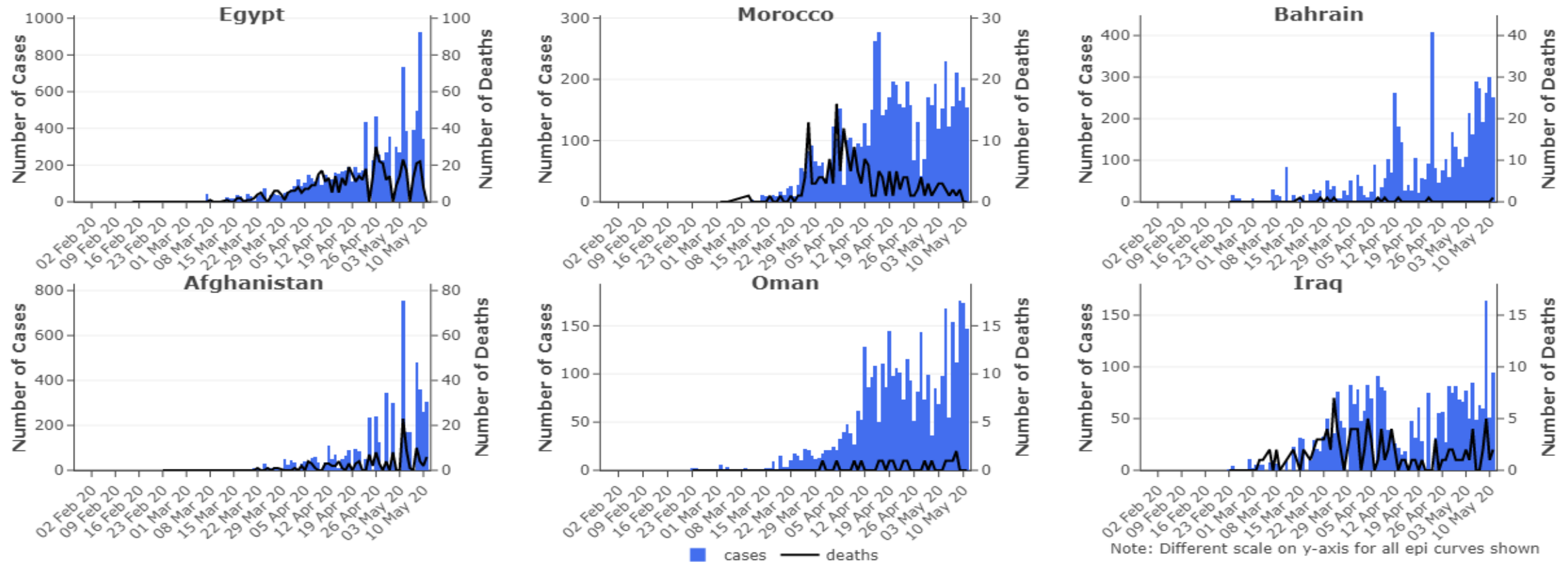
Country	Total cases 1 week ago	Total cases ▼	% change cases	Total deaths 1 week ago	Total deaths	% change deaths	Legend
Somalia	835	1170	40%	38	52	37%	100% or greater increase
Tunisia	1018	1032	1%	43	45	5%	Between 50% to 99% increase
Lebanon	741	870	17%	25	26	4%	less than 50% increase
Jordan	471	576	22%	9	9	0%	
occupied Palestinian territory	538	547	2%	4	4	0%	
Yemen	21	67	219%	3	11	267%	
Libya	63	64	2%	3	3	0%	
Syrian Arab Republic	44	47	7%	3	3	0%	

Countries are ordered by their total number of cases

Cases reported per day for EMRO countries with >500 cases as of 12 May 18H



Cases reported per day for EMRO countries with >500 cases as of 12 May 18H

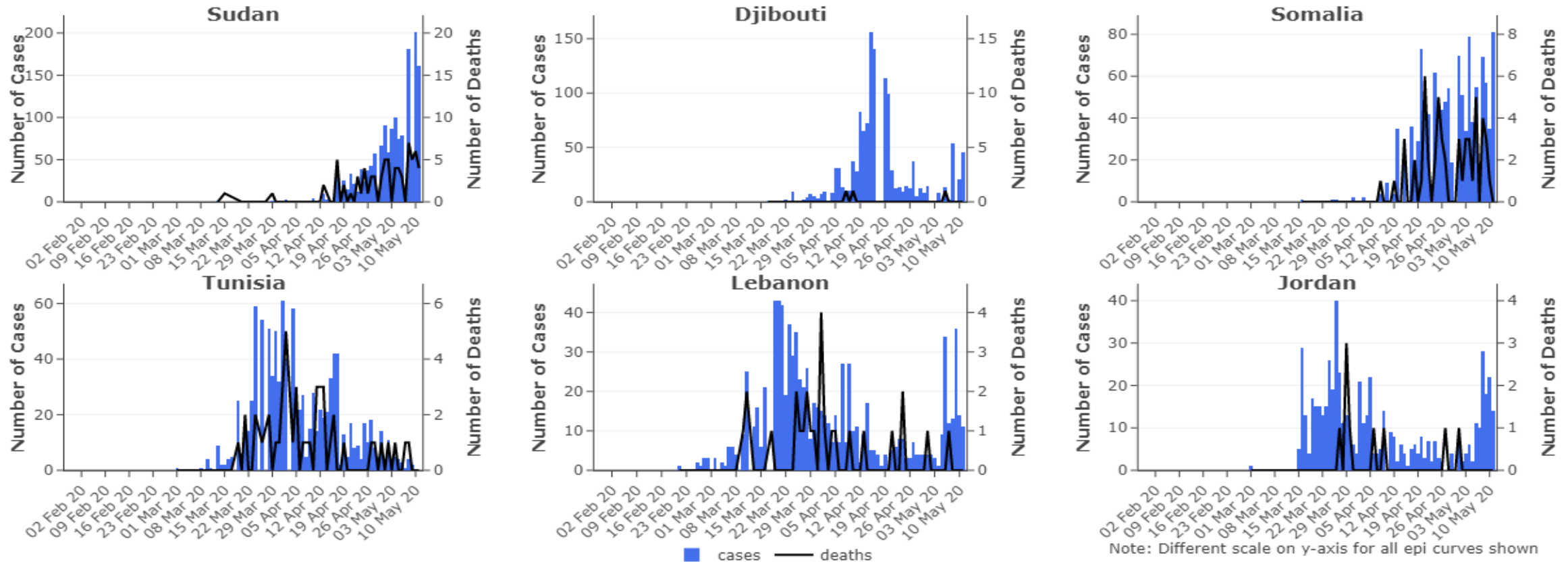


World Health
Organization

HEALTH
EMERGENCIES

programme

Cases reported per day for EMRO countries with >500 cases as of 12 May 18H

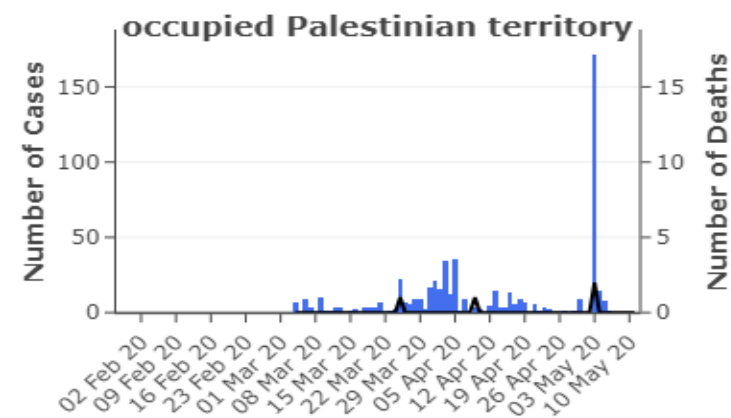


World Health
Organization

HEALTH
EMERGENCIES

programme

Cases reported per day for EMRO countries with >500 cases as of 12 May 18H



Note: Different scale on y-axis for all epi curves shown

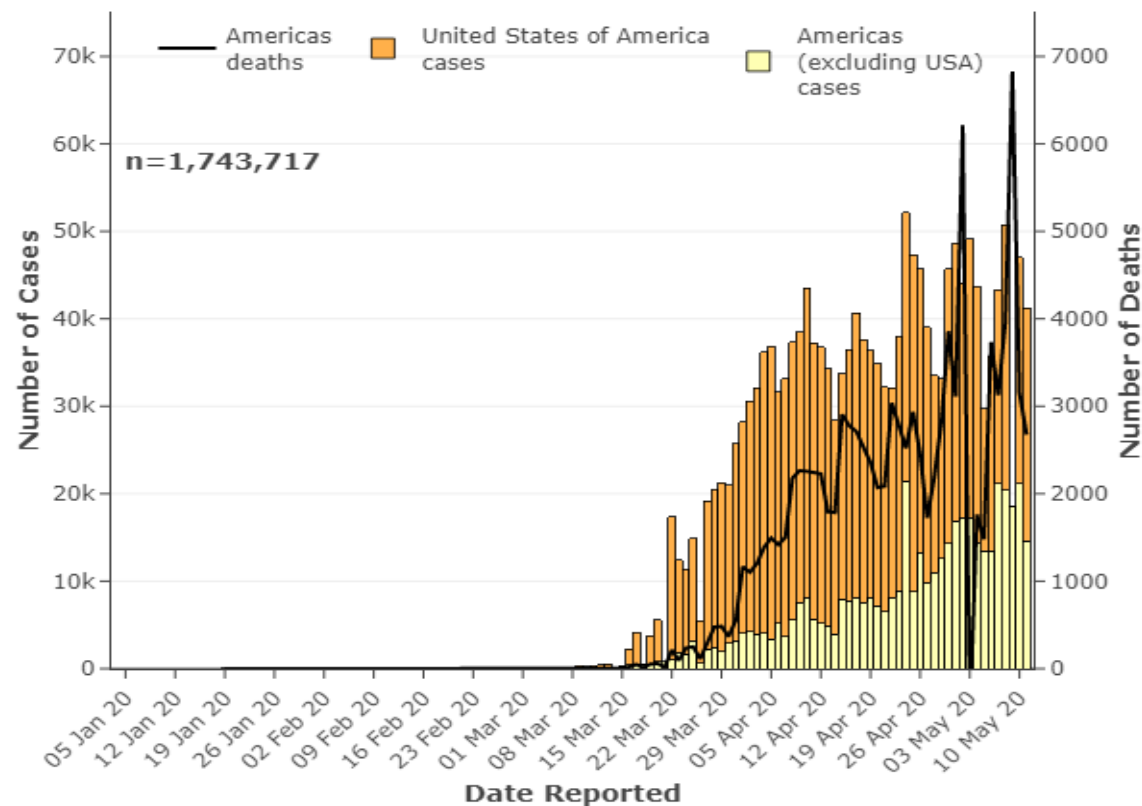
cases
deaths

Key Updates from PAHO as of 18H 12 May

- **Total 1,743,717 cases and 104,549 deaths reported to date from 54 countries/territories/areas in PAHO**
- **During past 24 hours:**
 - **41,316 new cases from 23 countries/territories/areas:** United States of America (26642), Brazil (6760), Peru (2292), Mexico (1562), Chile (1197), Canada (1160), Colombia (568), Dominican Republic (287), Panama (166), Honduras (142), Bolivia (Plurinational State of) (119), Argentina (110), Guatemala (85), El Salvador (69), Puerto Rico (58), Haiti (31), Cuba (17), Costa Rica (12), Venezuela (Bolivarian Republic of) (12), Paraguay (11), Guyana (7), Uruguay (5), Jamaica (4)
 - **2675 new deaths from 17 countries/territories/areas:** United States of America (1736), Brazil (496), Canada (178), Mexico (112), Peru (75), Colombia (18), Ecuador (18), Chile (11), Panama (7), Argentina (5), Dominican Republic (5), Bolivia (Plurinational State of) (4), Haiti (3), Guatemala (2), Puerto Rico (2), Uruguay (2), United States Virgin Islands (1)

Key Updates from PAHO as of 18H 12 May

- **Total 1,743,717 cases and 104,549 deaths reported to date from 54 countries/territories/areas in PAHO**
- **During past 24 hours:**
 - 41,316 new cases from 23 countries/territories/areas
 - 2675 new deaths from 17 countries/territories/areas



Percent Change in Cumulative COVID-19 Cases and Deaths, as of 12 May 18H, compared to 1 week ago, PAHO

Country	Total cases 1 week ago	Total cases ▼	% change cases	Total deaths 1 week ago	Total deaths	% change deaths	Legend
United States of America	1154985	1298287	12%	61906	78652	27%	100% or greater increase
Brazil	101147	162699	61%	7025	11123	58%	Between 50% to 99% increase
Canada	59844	69156	16%	3766	4906	30%	less than 50% increase
Peru	45928	67307	47%	1286	1889	47%	
Mexico	23471	35022	49%	2154	3465	61%	
Chile	20643	30063	46%	270	323	20%	
Ecuador	31881	29509	-7%	1569	2145	37%	
Colombia	7668	11063	44%	340	463	36%	
Dominican Republic	8235	10634	29%	346	393	14%	
Panama	7197	8448	17%	200	244	22%	
Argentina	4799	6034	26%	250	305	22%	
Bolivia (Plurinational State of)	1594	2556	60%	76	118	55%	
Puerto Rico	1843	2256	22%	54	113	109%	
Honduras	1055	1972	87%	82	108	32%	

Countries are ordered by their total number of cases

Percent Change in Cumulative COVID-19 Cases and Deaths, as of 12 May 18H, compared to 1 week ago, PAHO

Country	Total cases 1 week ago	Total cases ▼	% change cases	Total deaths 1 week ago	Total deaths	% change deaths	Legend
Cuba	1668	1783	7%	69	77	12%	100% or greater increase
Guatemala	703	1052	50%	17	26	53%	Between 50% to 99% increase
El Salvador	555	958	73%	12	17	42%	less than 50% increase
Costa Rica	739	792	7%	6	6	0%	
Paraguay	396	724	83%	10	10	0%	
Uruguay	655	707	8%	17	19	12%	
Jamaica	469	502	7%	9	9	0%	
Venezuela (Bolivarian Republic of)	357	414	16%	10	10	0%	
Martinique	181	187	3%	14	14	0%	
Haiti	88	182	107%	9	15	67%	
Guadeloupe	152	154	1%	12	13	8%	
French Guiana	133	144	8%	1	1	0%	
Bermuda	115	118	3%	7	7	0%	
Trinidad and Tobago	116	116	0%	8	8	0%	

Countries are ordered by their total number of cases

Percent Change in Cumulative COVID-19 Cases and Deaths, as of 12 May 18H, compared to 1 week ago, PAHO

Country	Total cases 1 week ago	Total cases ▼	% change cases	Total deaths 1 week ago	Total deaths	% change deaths	Legend
Guyana	82	104	27%	9	10	11%	100% or greater increase
Aruba	100	101	1%	2	3	50%	Between 50% to 99% increase
Bahamas	83	92	11%	11	11	0%	less than 50% increase
Barbados	82	84	2%	7	7	0%	
Cayman Islands	74	81	9%	1	1	0%	
Sint Maarten	76	77	1%	13	15	15%	
United States Virgin Islands	66	69	5%	4	5	25%	
Saint Martin	38	39	3%	3	3	0%	
Antigua and Barbuda	25	25	0%	3	3	0%	
Grenada	21	21	0%	0	0	-	
Belize	18	18	0%	2	2	0%	
Saint Lucia	18	18	0%	0	0	-	
Saint Vincent and the Grenadines	17	17	0%	0	0	-	
Curacao	16	16	0%	1	1	0%	

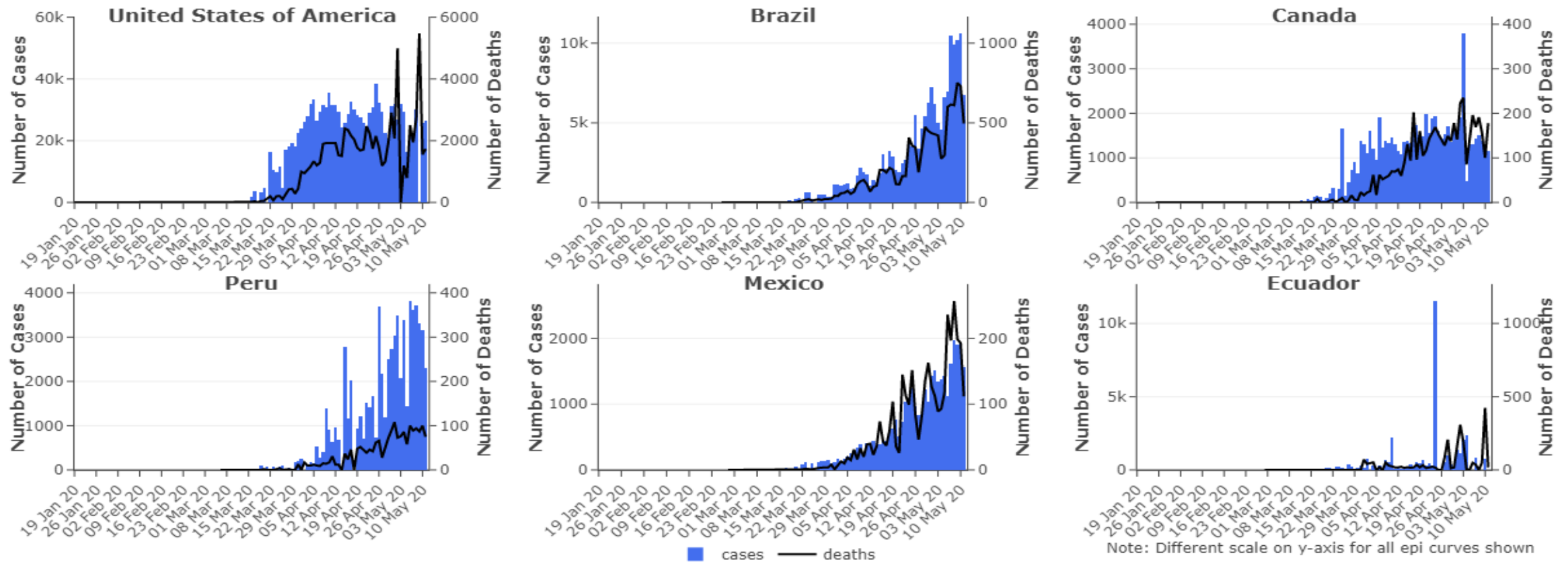
Countries are ordered by their total number of cases

Percent Change in Cumulative COVID-19 Cases and Deaths, as of 12 May 18H, compared to 1 week ago, PAHO

Country	Total cases 1 week ago	Total cases ▼	% change cases	Total deaths 1 week ago	Total deaths	% change deaths	Legend
Dominica	16	16	0%	0	0	-	100% or greater increase
Nicaragua	15	16	7%	5	5	0%	Between 50% to 99% increase
Saint Kitts and Nevis	15	15	0%	0	0	-	less than 50% increase
Falkland Islands (Malvinas)	13	13	0%	0	0	-	
Turks and Caicos Islands	12	12	0%	1	1	0%	
Montserrat	11	11	0%	1	1	0%	
Suriname	10	10	0%	1	1	0%	
British Virgin Islands	6	7	17%	1	1	0%	
Bonaire, Sint Eustatius and Saba	6	6	0%	0	0	-	
Saint Barthelemy	6	6	0%	0	0	-	
Anguilla	3	3	0%	0	0	-	
Saint Pierre and Miquelon	1	1	0%	0	0	-	

Countries are ordered by their total number of cases

Cases reported per day for PAHO countries with >500 cases as of 12 May 18H

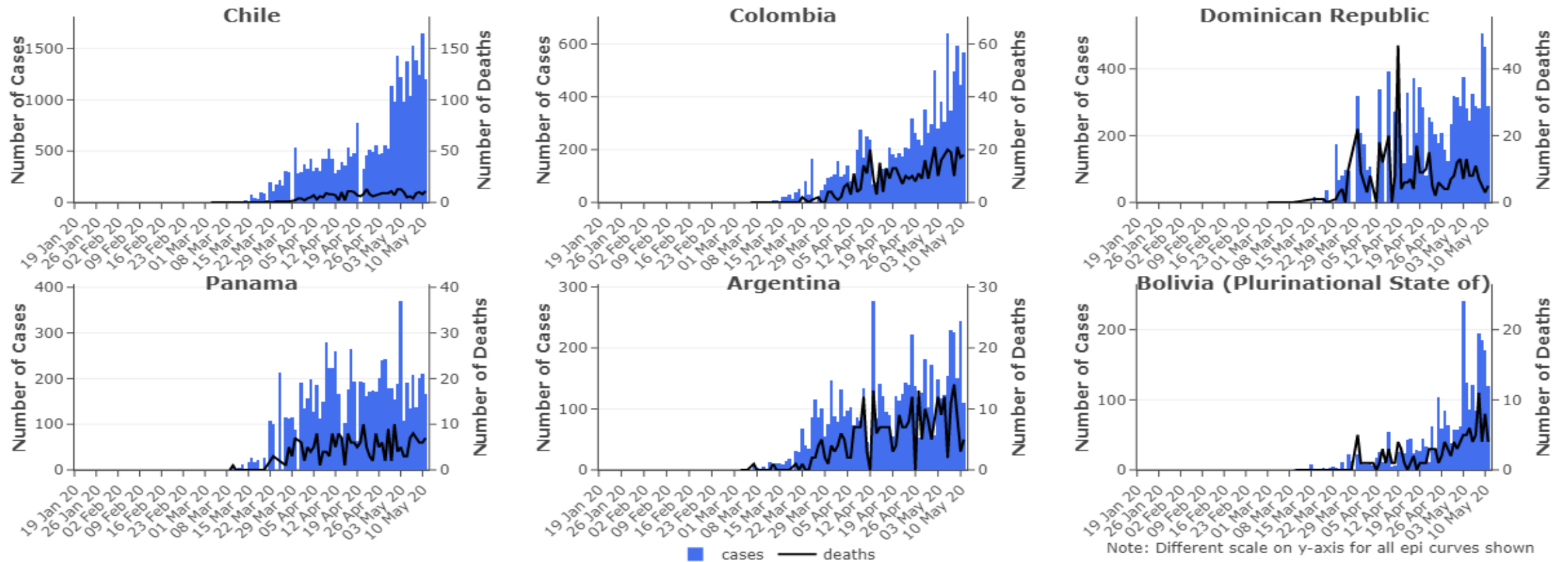


World Health
Organization

HEALTH
EMERGENCIES

programme

Cases reported per day for PAHO countries with >500 cases as of 12 May 18H

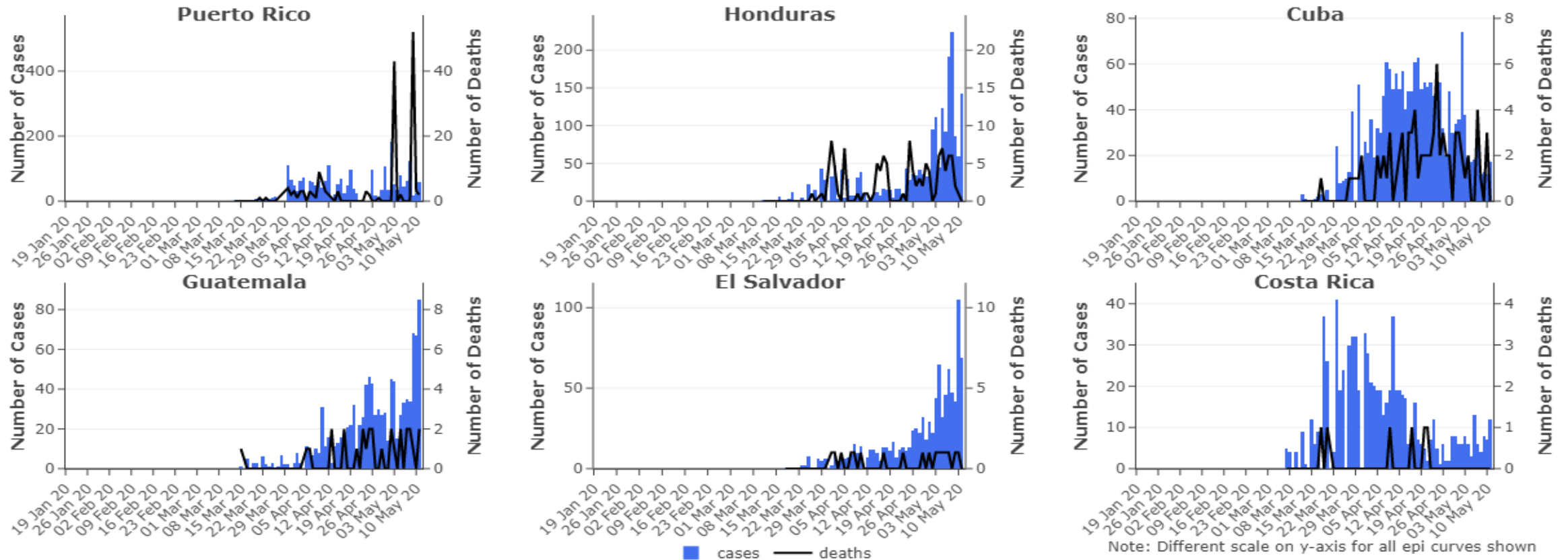


World Health
Organization

HEALTH
EMERGENCIES

programme

Cases reported per day for PAHO countries with >500 cases as of 12 May 18H

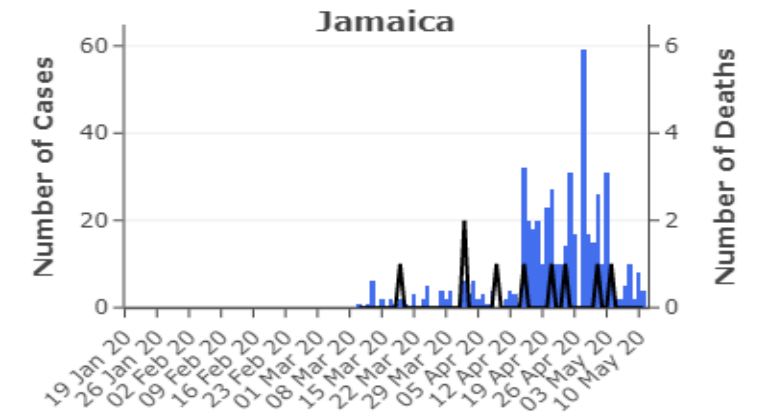
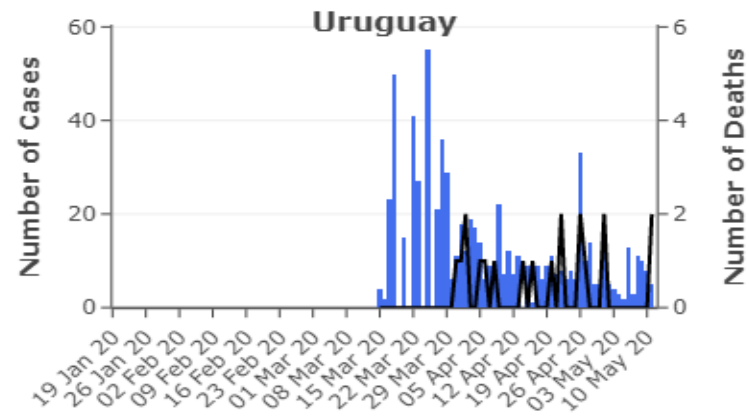
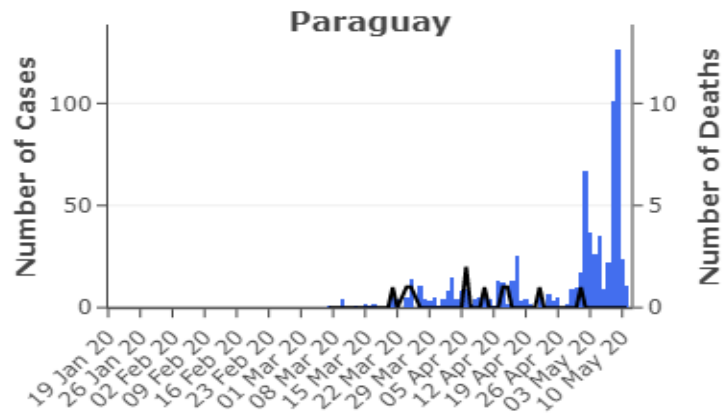


World Health
Organization

HEALTH
EMERGENCIES

programme

Cases reported per day for PAHO countries with >500 cases as of 12 May 18H

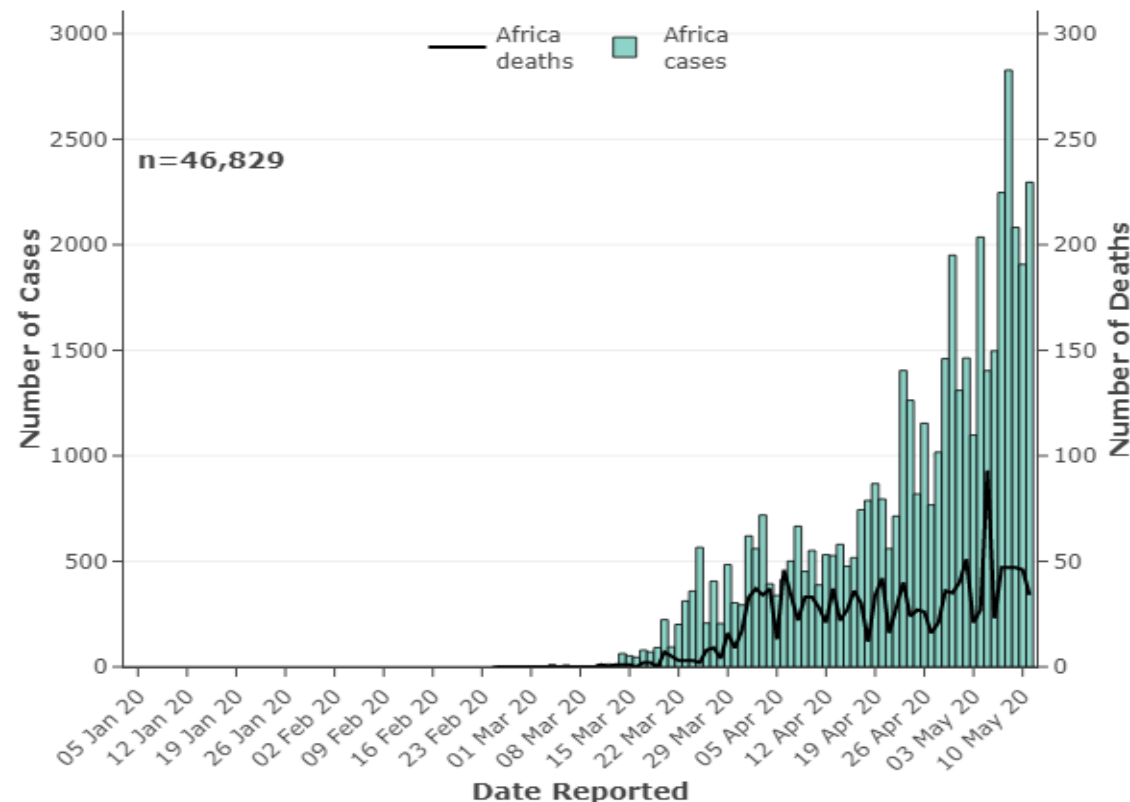


Note: Different scale on y-axis for all epi curves shown

■ cases
— deaths

Key Updates from AFRO as of 18H 12 May

- **Total 46,829 cases and 1,449 deaths reported to date from 48 countries/territories/areas in AFRO**
- **During past 24 hours:**
 - **2,296 new cases from 29 countries/territories/areas:** South Africa (637), Ghana (437), Nigeria (242), Senegal (177), Algeria (168), Gabon (141), Guinea-Bissau (119), Democratic Republic of the Congo (78), Congo (46), Mayotte (38), Sierra Leone (31), Cote d'Ivoire (30), Kenya (28), South Sudan (18), Madagascar (17), Cabo Verde (14), Mozambique (12), Ethiopia (11), Niger (11), Burkina Faso (9), Mali (8), Togo (8), Liberia (7), Eswatini (3), Gambia (2), Botswana (1), Malawi (1), Rwanda (1), Uganda (1)
 - **34 new deaths from 11 countries/territories/areas:** South Africa (12), Nigeria (7), Algeria (5), Democratic Republic of the Congo (3), Burkina Faso (1), Congo (1), Gabon (1), Kenya (1), Mali (1), Mayotte (1), Sierra Leone (1)



Percent Change in Cumulative COVID-19 Cases and Deaths, as of 12 May 18H, compared to 1 week ago, AFRO

Country	Total cases 1 week ago	Total cases ▼	% change cases	Total deaths 1 week ago	Total deaths	% change deaths
South Africa	7220	10652	48%	138	206	49%
Algeria	4648	5891	27%	465	507	9%
Ghana	2719	4700	73%	18	22	22%
Nigeria	2802	4641	66%	93	150	61%
Cameroon	2077	2579	24%	64	114	78%
Guinea	1710	2146	25%	9	11	22%
Senegal	1271	1886	48%	10	19	90%
Cote d'Ivoire	1432	1730	21%	17	21	24%
Democratic Republic of the Congo	682	1102	62%	34	44	29%
Mayotte	686	1061	55%	6	12	100%
Niger	755	832	10%	37	46	24%
Gabon	367	802	119%	6	9	50%
Guinea-Bissau	292	761	161%	2	3	50%
Burkina Faso	672	760	13%	46	50	9%

Legend
100% or greater increase
Between 50% to 99% increase
less than 50% increase

Countries are ordered by their total number of cases

Percent Change in Cumulative COVID-19 Cases and Deaths, as of 12 May 18H, compared to 1 week ago, AFRO

Country	Total cases 1 week ago	Total cases ▼	% change cases	Total deaths 1 week ago	Total deaths	% change deaths	Legend
Mali	580	712	23%	29	39	34%	100% or greater increase
Kenya	490	700	43%	24	33	38%	Between 50% to 99% increase
United Republic of Tanzania	480	509	6%	18	21	17%	less than 50% increase
Equatorial Guinea	315	439	39%	2	4	100%	100% or greater increase
Réunion	424	436	3%	0	0	-	less than 50% increase
Sierra Leone	178	338	90%	9	19	111%	100% or greater increase
Congo	236	333	41%	10	11	10%	less than 50% increase
Mauritius	332	332	0%	10	10	0%	less than 50% increase
Chad	117	322	175%	10	31	210%	100% or greater increase
Benin	96	319	232%	2	2	0%	less than 50% increase
Rwanda	261	285	9%	0	0	-	less than 50% increase
Zambia	137	267	95%	3	7	133%	100% or greater increase
Cabo Verde	165	260	58%	2	2	0%	less than 50% increase
Ethiopia	140	250	79%	3	5	67%	Between 50% to 99% increase

Countries are ordered by their total number of cases

Percent Change in Cumulative COVID-19 Cases and Deaths, as of 12 May 18H, compared to 1 week ago, AFRO

Country	Total cases 1 week ago	Total cases ▼	% change cases	Total deaths 1 week ago	Total deaths	% change deaths	Legend
Liberia	166	211	27%	18	20	11%	100% or greater increase
Madagascar	158	186	18%	0	0	-	Between 50% to 99% increase
Togo	126	181	44%	9	11	22%	less than 50% increase
Central African Republic	94	179	90%	0	0	-	
Eswatini	116	175	51%	1	2	100%	
South Sudan	49	174	255%	0	0	-	
Sao Tome and Principe	161	165	2%	3	4	33%	
Uganda	89	122	37%	0	0	-	
Mozambique	80	103	29%	0	0	-	
Malawi	41	57	39%	3	3	0%	
Angola	35	45	29%	2	2	0%	
Eritrea	39	39	0%	0	0	-	
Zimbabwe	34	36	6%	4	4	0%	
Botswana	23	24	4%	1	1	0%	

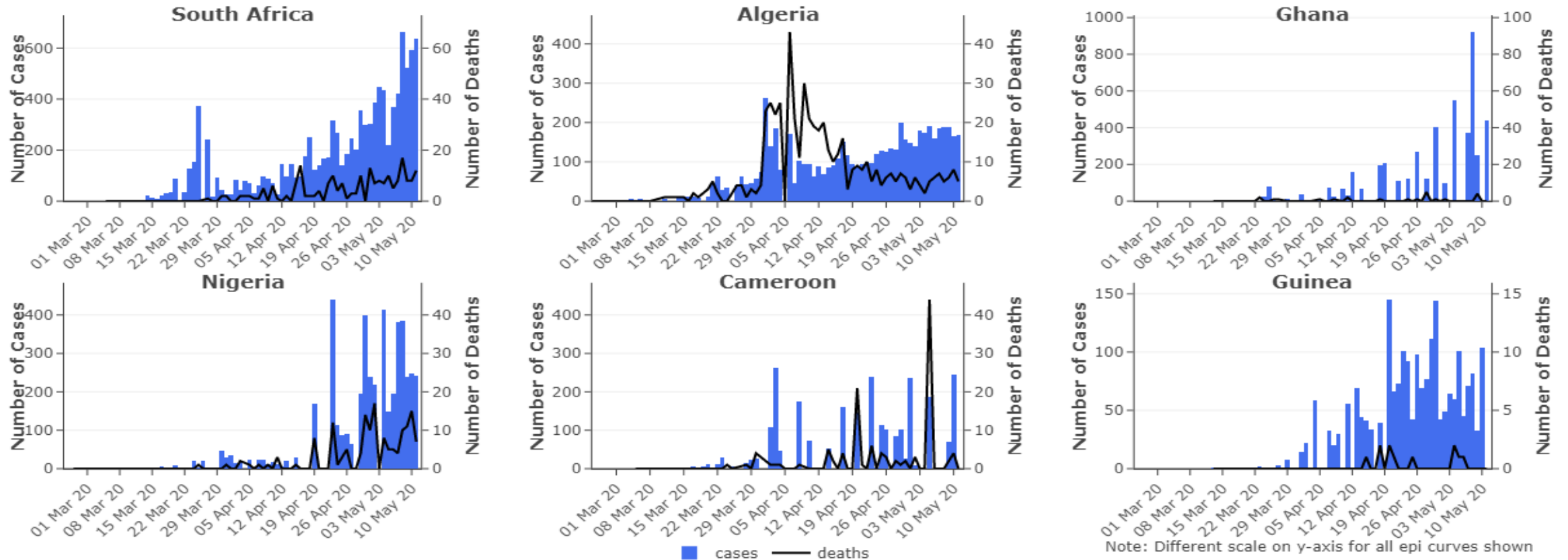
Countries are ordered by their total number of cases

Percent Change in Cumulative COVID-19 Cases and Deaths, as of 12 May 18H, compared to 1 week ago, AFRO

Country	Total cases 1 week ago	Total cases ▼	% change cases	Total deaths 1 week ago	Total deaths	% change deaths	Legend
Gambia	17	22	29%	1	1	0%	100% or greater increase
Burundi	19	19	0%	1	1	0%	Between 50% to 99% increase
Namibia	16	16	0%	0	0	-	less than 50% increase
Comoros	4	11	175%	1	1	0%	
Seychelles	11	11	0%	0	0	-	
Mauritania	8	8	0%	1	1	0%	
Lesotho	0	0	-	0	0	-	
Saint Helena	0	0	-	0	0	-	

Countries are ordered by their total number of cases

Cases reported per day for AFR0 countries with >500 cases as of 12 May 18H

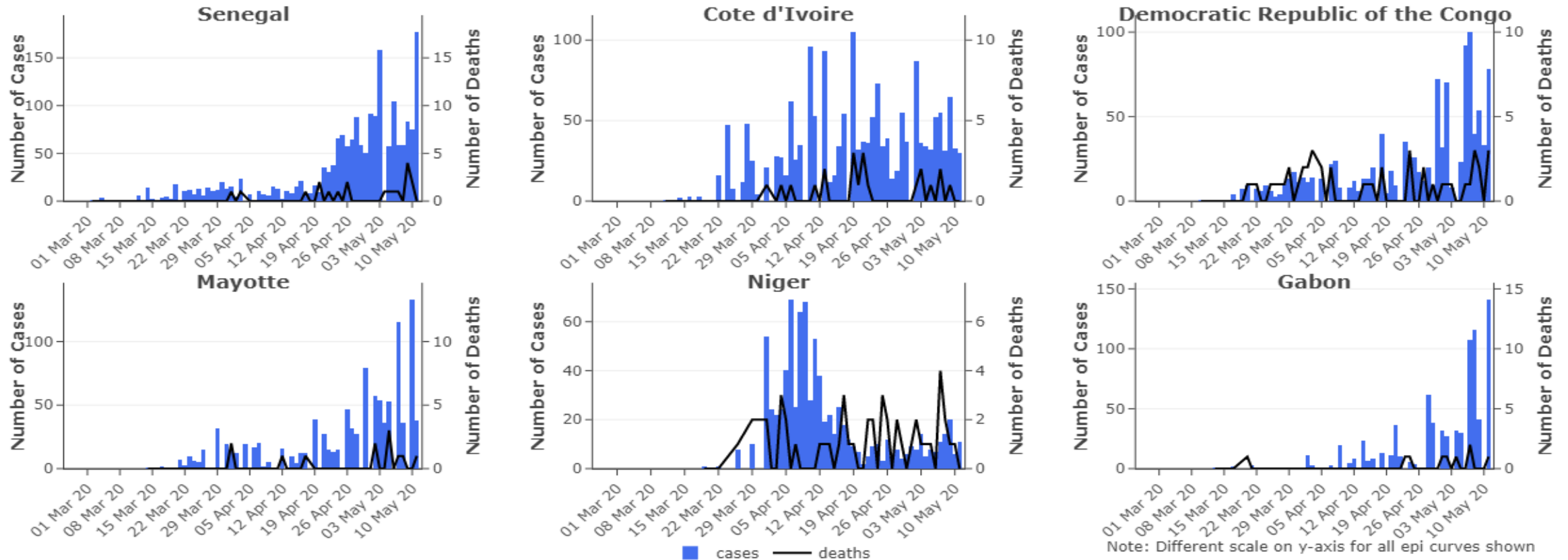


World Health
Organization

HEALTH
EMERGENCIES

programme

Cases reported per day for AFR0 countries with >500 cases as of 12 May 18H

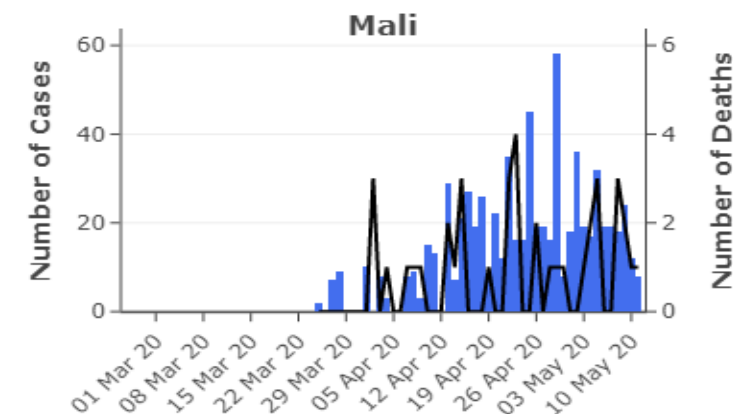
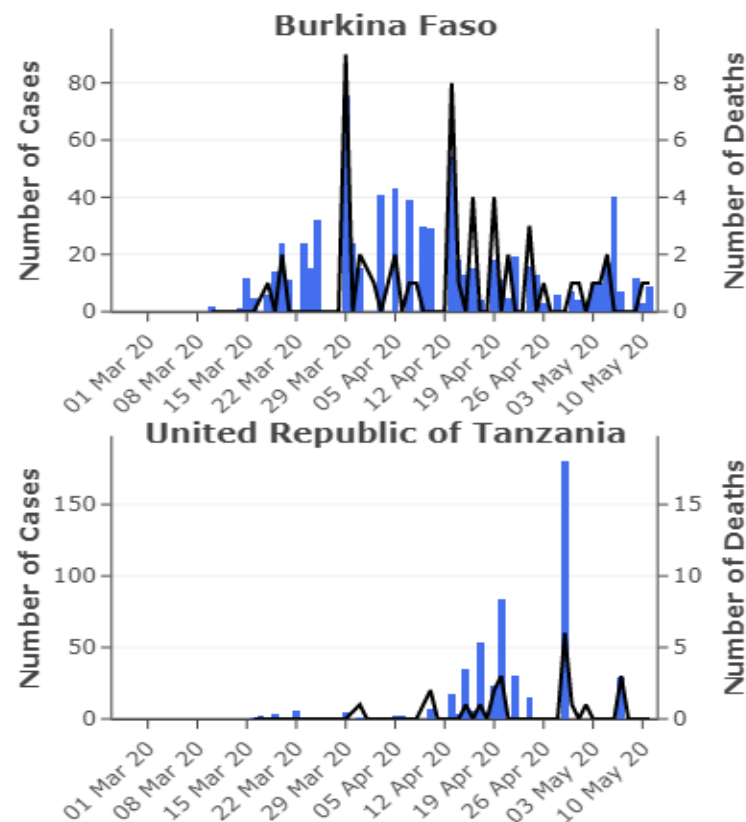
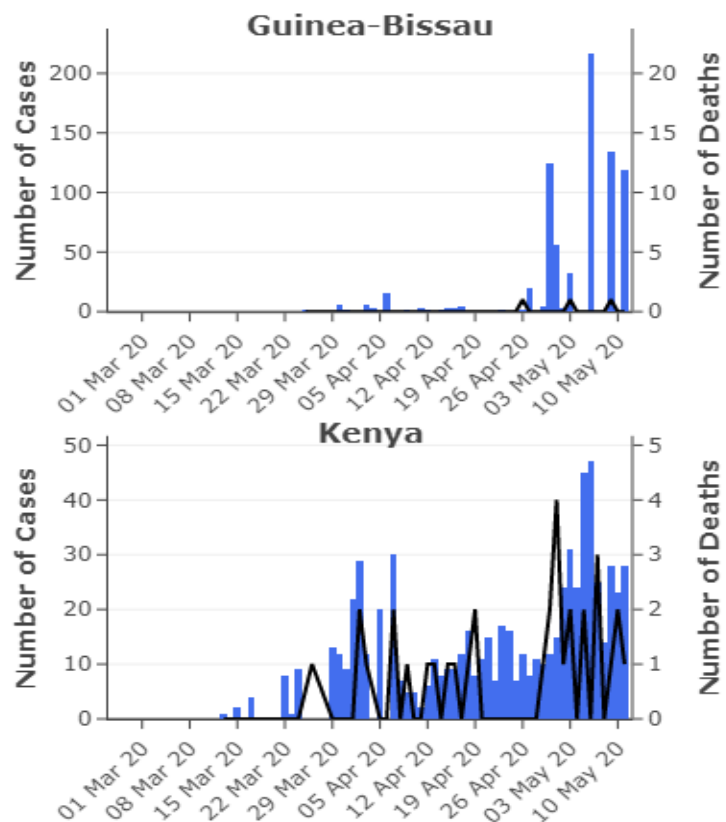


World Health
Organization

HEALTH
EMERGENCIES

programme

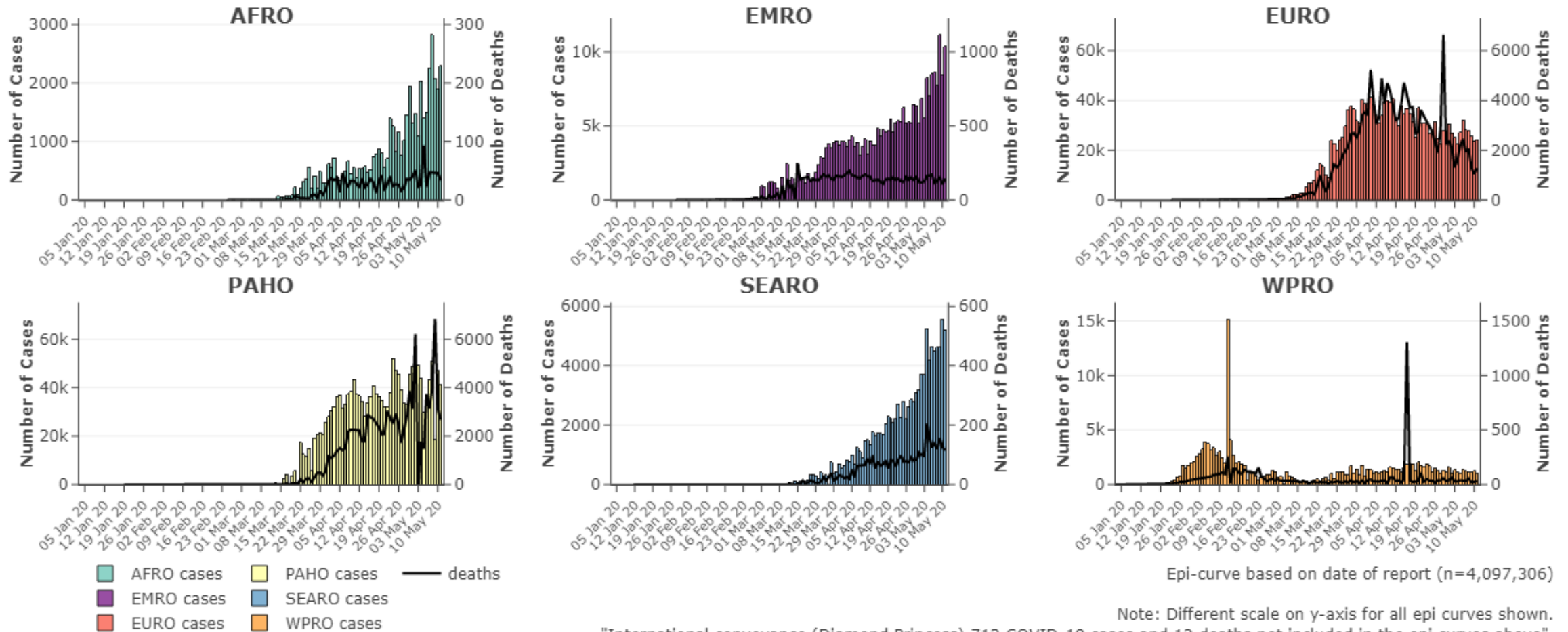
Cases reported per day for AFR0 countries with >500 cases as of 12 May 18H



Note: Different scale on y-axis for all epi curves shown

■ cases
— deaths

Epidemic curve by region (cases reported to WHO as of 12 May 18H)



Epi-curve based on date of report (n=4,097,306)

Note: Different scale on y-axis for all epi curves shown.

"International conveyance (Diamond Princess) 712 COVID-19 cases and 13 deaths not included in the epi curves above"



World Health
Organization

HEALTH
EMERGENCIES

programme