



Situation Update

KEY HIGHLIGHTS

- ❖ **Forty-three (43) new COVID-19 confirmed cases** have been reported in the last 24 hours bringing the cumulative total of **COVID-19 confirmed cases** in Uganda to **1,603** from 63 districts. The cumulative total of **COVID-19 related deaths** reported to date is **15** (CFR: 0.9%).
- ❖ **Twelve (12) non-Ugandan truck drivers** tested positive for COVID-19 and were not allowed entry into the country.
- ❖ A total of **391 confirmed cases (380 Ugandans; 11 non-Ugandans)** are currently admitted across **12 health facilities** and a cumulative total of **1,335 patients (1,165 Ugandans; 170 non-Ugandans)** have recovered and been discharged. The new confirmed cases are in process of being evacuated to an isolation unit.
- ❖ Fifty percent (799/1,603) are **imported cases** and 50% are **locally transmitted** (804/1,603). **Kampala** continues to report the **highest number of locally transmitted cases** in the country.
- ❖ A total of **3,905 laboratory samples** were tested today bringing it to a cumulative total of **328,765 samples** tested.
- ❖ A cumulative total of **18,379 contacts (2,140 still under follow up)** have been listed to date, **16,239 (88%)** of whom have completed the mandatory 14-day follow up period.



Summary of COVID-19 outbreak in Uganda

| Summary statistics as of 17 August 2020 at 22:00 hrs | |
|--|-------------|
| Individuals currently under institutional quarantine | 1,581 |
| Suspected cases | 00 |
| Probable cases | 00 |
| Total Confirmed Cases | 1,603 |
| Cumulative deaths (suspected, probable or confirmed) | 15 |
| Health facilities | 15 |
| Community | 00 |
| Confirmed cases on admission | 391 |
| Ugandans | 380 |
| Non-Ugandans and refugees | 11 |
| Cumulative number of discharged cases | 1,335 |
| Ugandans | 1,165 |
| Non-Ugandans | 170 |
| Runaways from isolation | 03 |
| Cumulative contacts listed | 18,379 |
| Contacts that have completed 14 days | 16,239 |
| Contacts still under follow up | 2,140 |
| Contacts followed up today | 2,135 (99%) |
| Contacts lost to follow up | 00 |
| Specimens collected and sent to the lab today | 3,905 |
| PoE | 1,419 |
| Contacts and alerts | 2,486 |
| Health workers | 00 |
| Cumulative specimens collected | 328,765 |
| Number of cases with positive results today | 43 |
| Ground crossing POE | 06 |
| Contacts and alerts | 37 |
| Returnees via EIA | 00 |
| Specimens with pending results | 00 |



2. Public Health Actions

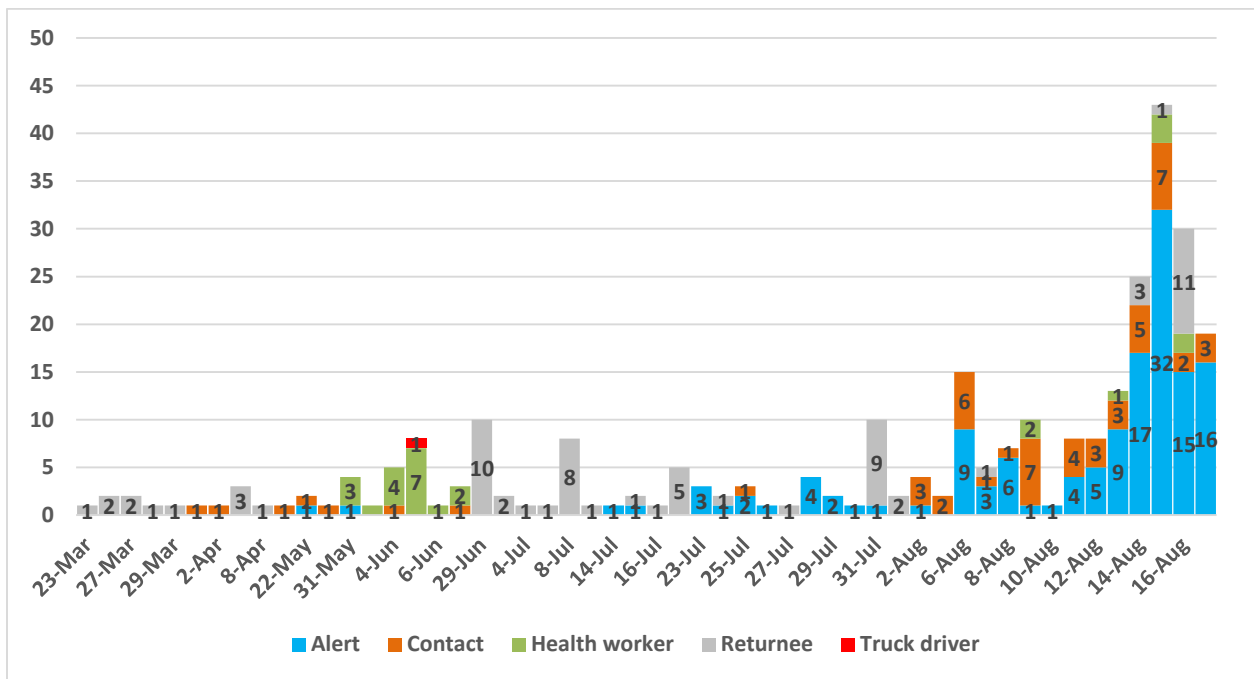
COORDINATION

- The IMT meeting chaired by the Incident Commander continues to meet daily.

EPIDEMIOLOGY AND SURVEILLANCE

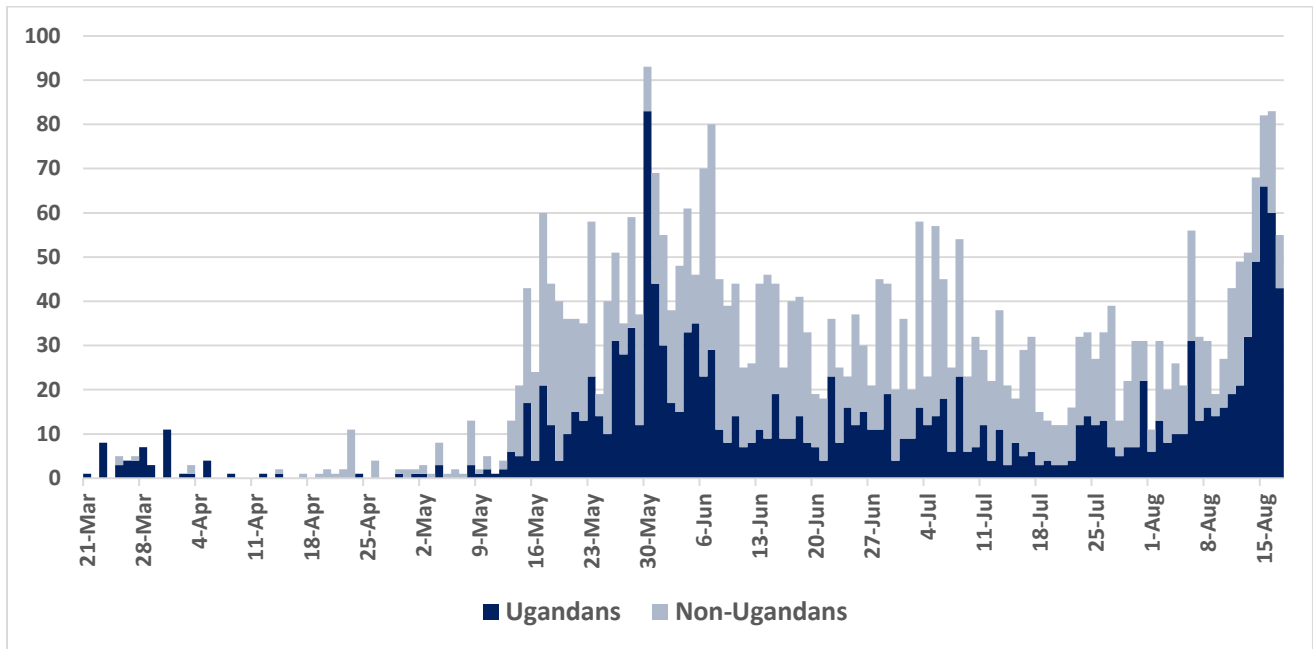
- The new confirmed cases include 37 community cases from Kampala (19), Namisindwa (7), Arua (5), Wakiso (2), Omoro (1), Kasese (1), Buikwe (1) and Gulu (1) districts; 5 truck drivers from Malaba (4) and Madi Opei (1) borders and 1 returnee from Kenya.

Trend of confirmed cases in Kampala

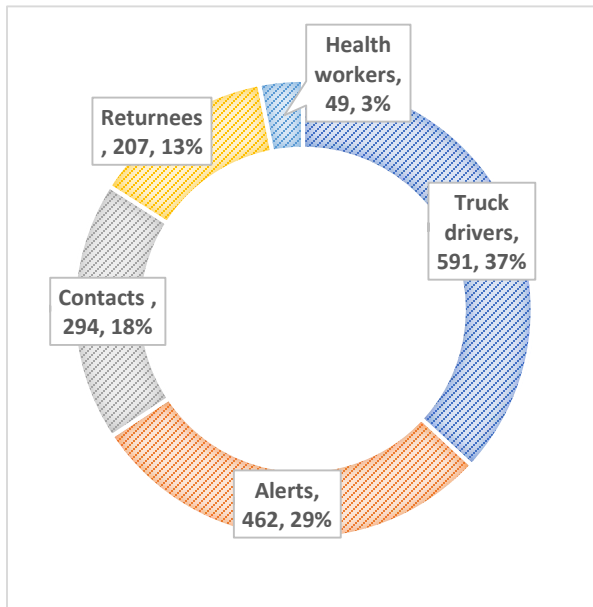




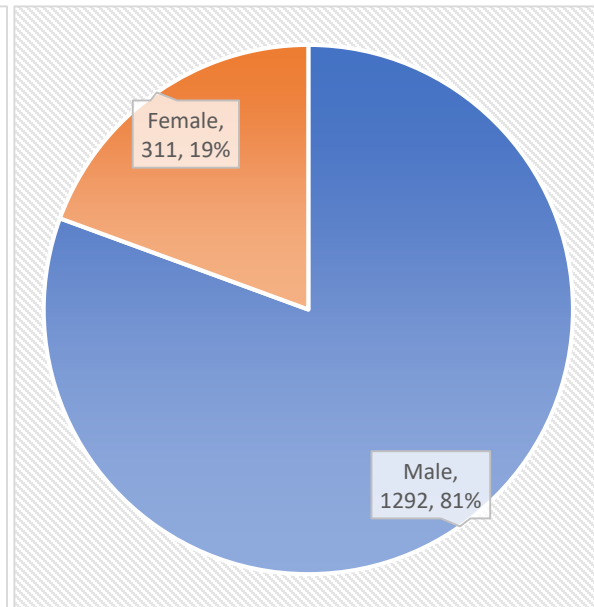
Epidemic curve of Ugandan and non-Ugandan confirmed cases (n=3,703)



Distribution of Ugandan cases

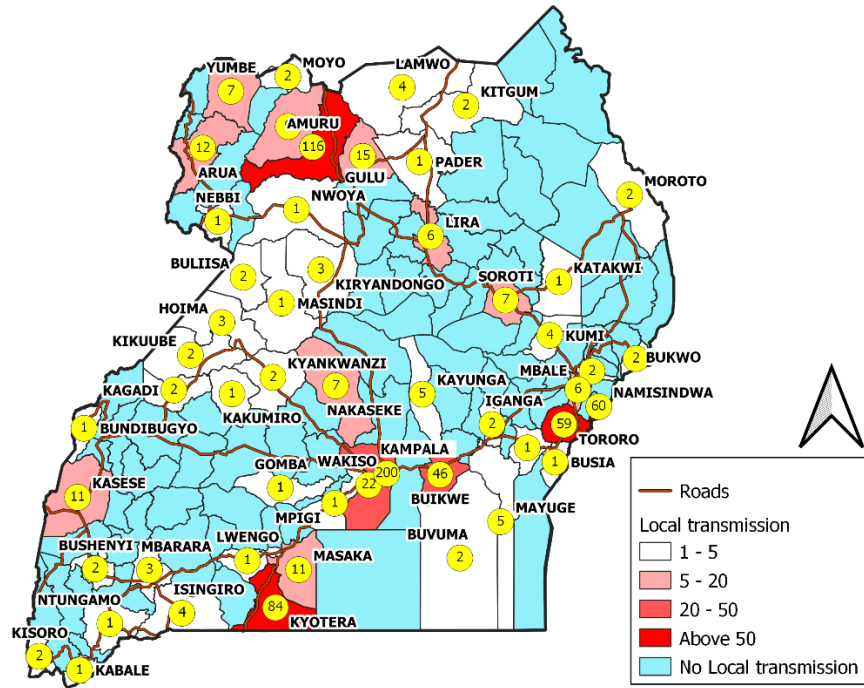


Gender distribution of Ugandan cases

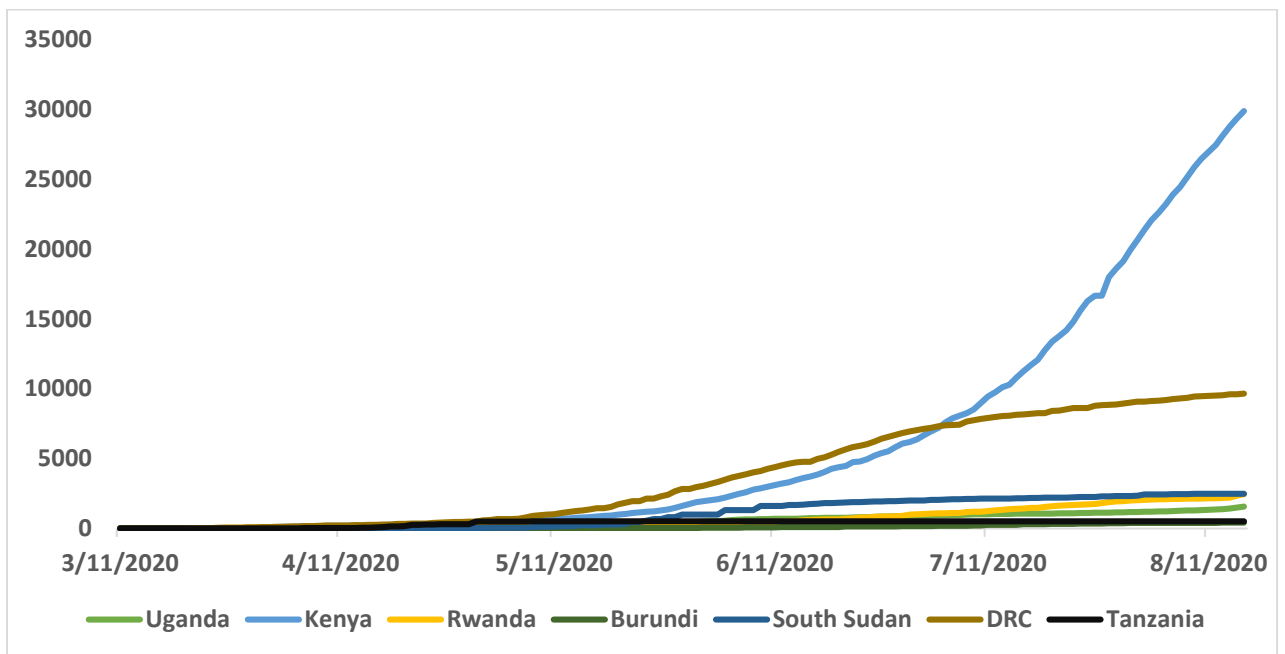




Distribution of locally transmitted cases by district of sample collection (Cases: 804; Districts: 55)



Comparative analysis of progression of COVID-19 pandemic in Eastern Africa





- The surveillance pillar continues to conduct **manage alerts**; the table below presents a summary on this:

| Variable | Indicator | Output |
|--------------------------|---|--------|
| Alerts management | Incoming calls | 502 |
| | Signals not investigated at the end of previous day | 16 |
| | New signals received | 301 |
| | Total signals | 317 |
| | Signals validated for follow-up (Alerts) | 212 |
| | Alerts investigated with collection of lab sample | 200 |

CASE MANAGEMENT

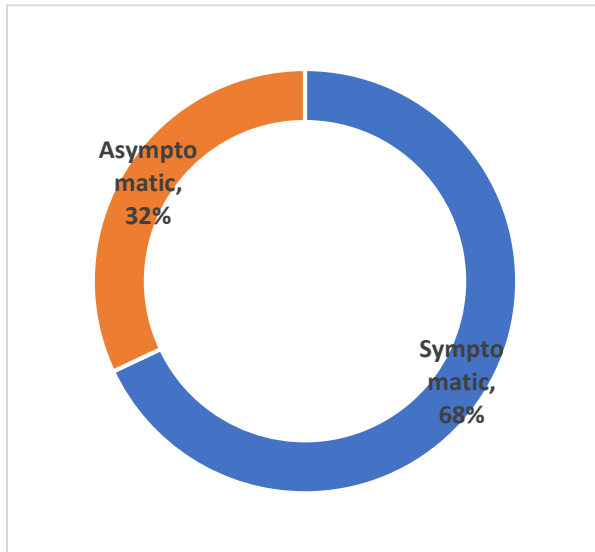
- There are 391 confirmed cases that are currently admitted across districts in the country. Two cases are in ICU but are both generally stable and not on mechanical ventilation.

| Isolation unit | No. of confirmed cases on admission | Discharges | Bed capacity |
|------------------|-------------------------------------|------------|--------------|
| Entebbe Hospital | 52 | 182 | 125 |
| Masaka RRH | 01 | 75 | 41 |
| Gulu RRH | 13 | 178 | 74 |
| Lira RRH | 09 | 63 | 20 |
| Arua RRH | 05 | 71 | 34 |
| Mbale RRH | 48 | 128 | 50 |
| Jinja RRH | 09 | 80 | 28 |
| Naguru RRH | 11 | 18 | 12 |
| Mulago NRH | 87 | 372 | 260 |

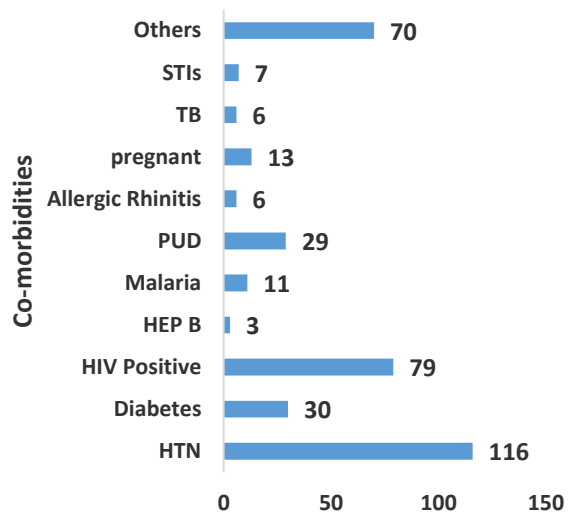


| Isolation unit | No. of confirmed cases on admission | Discharges | Bed capacity |
|-------------------------|-------------------------------------|------------|--------------|
| Mbarara RRH | 09 | 35 | 30 |
| Hoima RRH | 03 | 22 | 16 |
| Mubende RRH | 00 | 22 | 25 |
| Fort Portal RRH | 02 | 05 | 26 |
| Adjumani Hospital | 00 | 01 | 02 |
| Soroti RRH | 12 | 24 | 45 |
| Kabale RRH | 04 | 45 | 30 |
| Moroto RRH | 02 | 02 | 30 |
| Bombo Military Hospital | 09 | 16 | - |

Symptom profile of cases on admission



Distribution of co-morbidities



RISK COMMUNICATION AND SOCIAL MOBILIZATION

- Risk communication officers to be attached to each of the IMT pillars to pick out and address issues specific to RCSM.
- Intensified stakeholders' involvement in Risk Communication & full participation of other MDAs.
- The team continues to release daily press briefs to update the general public on the COVID-19 outbreak.



LOGISTICS

- National funding requirements per pillar of the COVID-19 response:

| Pillar | Requirement (1 month) | Requirement (3 months) | Requirement (6 months) |
|-------------------------------------|------------------------|------------------------|------------------------|
| Case Management PPE | 1,490,549,928 | 28,607,968,971 | 59,798,569,862 |
| Case Management Treatment | 28,113,278 | 539,573,378 | 1,127,856,263 |
| Case Management Oxygen requirements | 90,455,850,560 | 97,373,543,080 | 100,832,389,340 |
| IPC | 28,971,549,979 | 75,573,605,784 | 145,476,689,491 |
| Surveillance including POEs | 5,432,456,182 | 10,245,916,058 | 17,466,105,871 |
| Laboratory** | 54,277,882,616 | 162,833,647,847 | 325,667,295,693 |
| TOTAL (UGX) | 180,656,402,542 | 375,174,255,117 | 650,368,906,520 |

ICT AND INNOVATIONS

- The Uganda COVID-19 dashboard can be accessed at <https://covid19.gou.go.ug/>

3. Challenges

- Rapid increase in number of community cases.
- Lack of transportation to evacuate cases from community resulting
 - Currently, there is a backlog of over 36 cases in community
- Limited resources to support response activities
 - Resulting in very low contact follow up rates

4. Conclusion

The Ministry of Health in collaboration with other government ministries, agencies and departments and districts continues to strengthen the COVID-19 outbreak response mechanisms.